

# PARTS & SERVICE NEWS

REF NO.	AA00071
DATE	May 24, 2000

(C)

Page 1 of 3

**SUBJECT:** MUFFLER MOUNTING

**PURPOSE:** Improve assembly while providing countermeasure for bolt failure and reduce back-pressure by redesigning muffler.

**APPLICATION:** WA500-1LC Wheel Loader, Serial Number A60001 through A61000, WA500-1LE Wheel Loader, Serial Number A61001 through A70000, WA500-3L Wheel Loader, Serial Number A70001 and A70010

**FAILURE CODE:** A1V068

**DESCRIPTION:** New mountings are being installed on the WA500-1LE, WA500-1LC and WA500-3L, to provide a better fit for their mufflers. A new muffler is being installed in the WA500-3L.

## Introduction:

This PARTS AND SERVICE NEWS details how and where to install new mounting brackets and spacers around the mufflers of the above machines. It also provides information for replacing the muffler on the WA500-3L.

Item	Part Number	Description	Qty	Remarks
1	425-02-A2211	Muffler Bracket	1	Replace with Part Number 425-02-A2212
2	24 840 R1	Mounting Bolt	8	Replace with Part Number 140 483 H
3		Spacer Plate	1	Add Part Number 425-02-A2212-01
4		Spacer Plate	1	Add Part Number 425-02-A2212-02
5		Spacer Plate	1	Add Part Number 425-02-A2212-03
6	425-02-21240	Muffler	1	Replace with Part Number 425-02-21241

Instructions:

1. To install new mounting brackets, bolts and spacers, see Figures 1 & 2.

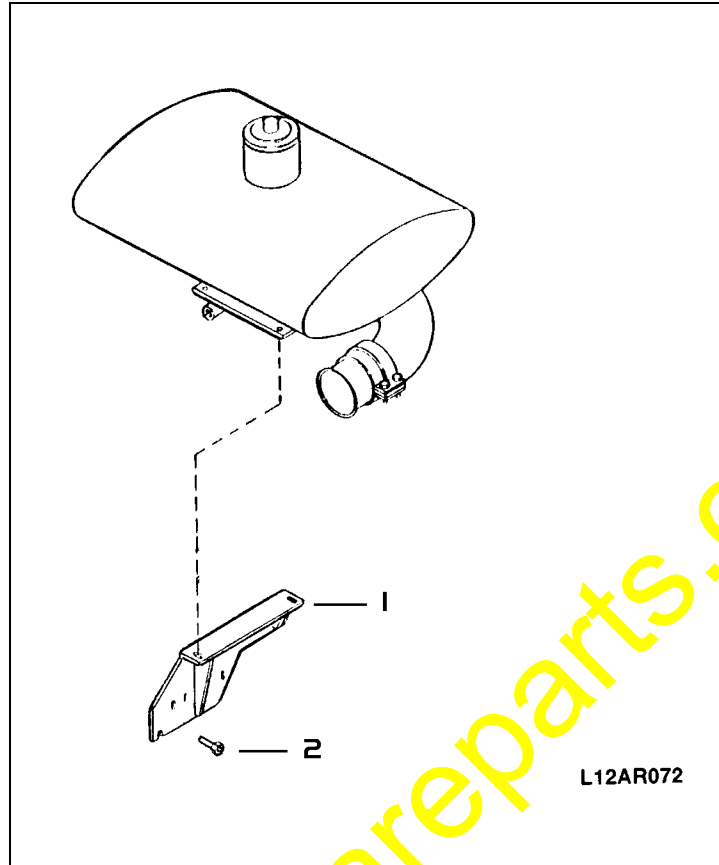


Figure 1

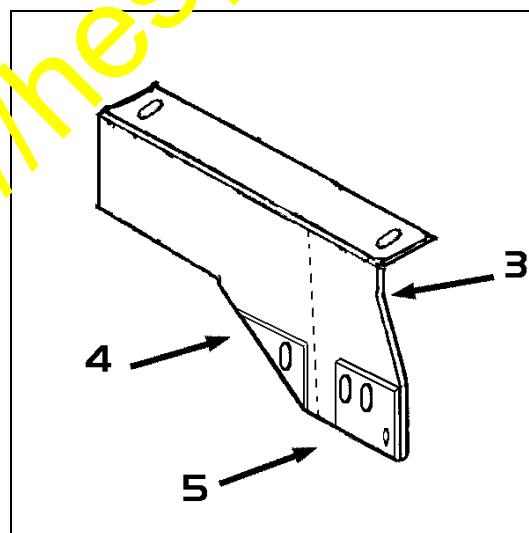


Figure 2

2. See Figure 3 regarding new muffler for the WA500-3LE.

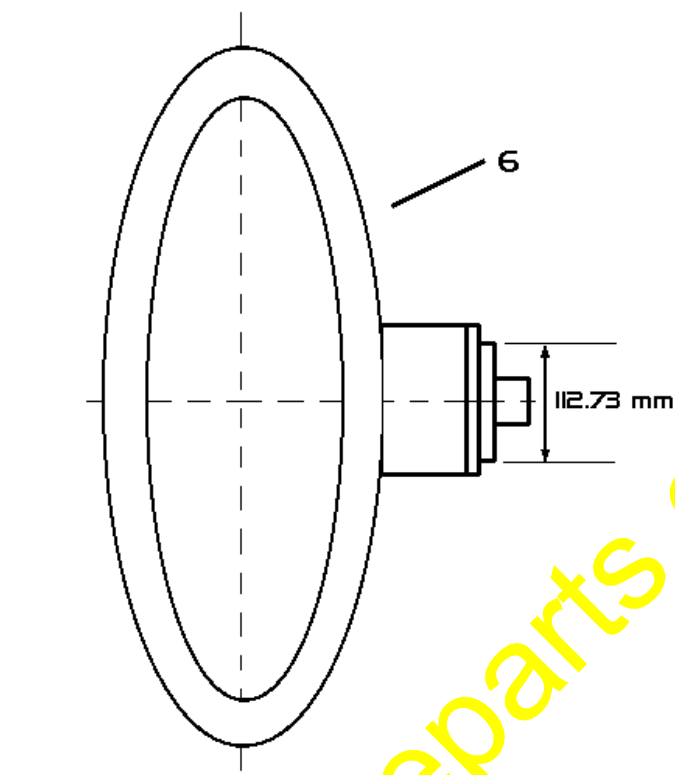


Figure 3

<https://hespareparts.com/>