

PARTS & SERVICE NEWS

REF NO.

AA00202

DATE

September 1, 2000

(C)

Page 1 of 3

SUBJECT: REPAIR TRANSMISSION SHIFTER BACKLIGHT FLICKER

PURPOSE: Inspect and repair flickering backlights

APPLICATION: GD530A-2BY Motor Grader Serial Number 210251 through 210299
 GD530A-2CY Motor Grader Serial Number 210251 through 210299
 GD530AW-2BY Motor Grader Serial Number 210251 through 210299
 GD530AW-2CY Motor Grader Serial Number 210251 through 210299
 GD650A-2BY Motor Grader Serial Number 210251 through 210299
 GD650A-2CY Motor Grader Serial Number 210251 through 210299
 GD650AW-2BY Motor Grader Serial Number 210251 through 210299
 GD650AW-2CY Motor Grader Serial Number 210251 through 210299
 GD670A-2BY Motor Grader Serial Number 210251 through 210299
 GD670A-2CY Motor Grader Serial Number 210251 through 210299
 GD670AW-2BY Motor Grader Serial Number 210251 through 210299
 GD670AW-2CY Motor Grader Serial Number 210251 through 210299

FAILURE CODE: DF1082

DESCRIPTION: This Parts & Service News instructs dealers to replace the suspect Vansco shifters (serial numbers N-1030AA-0001 through N-1030AA-0019) with the improved wire crimping process Vansco shifters upon receipt of customer complaint for flickering transmission shifter backlights. Light flickering problem is eliminated after machine serial number 210300.

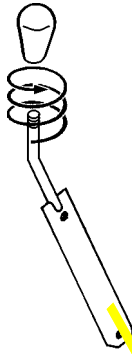
Remove and return to Chattanooga Manufacturing the following parts:

Part Number	Description	Quantity
1439 905 H91	Transmission Shifter	1

Order and install the following parts:

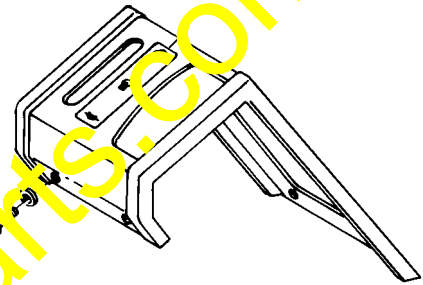
Part Number	Description	Quantity
1439 905 H91	Transmission Shifter	1

1. Remove the throttle shifter knob (628 588 C.)



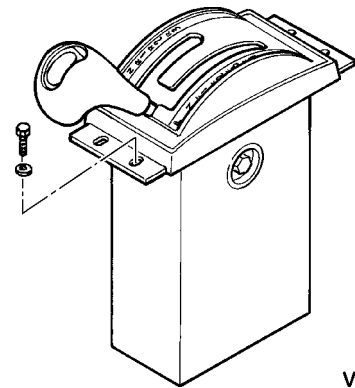
VGPS0104

2. Remove the gray console cover top (1434 782 H1) after removing (6) screws.



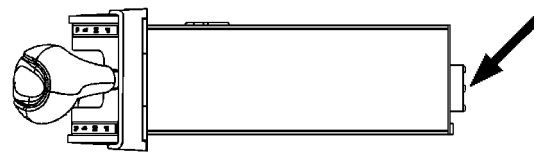
VGPS0105

3. Remove (4) shifter mounting screws.



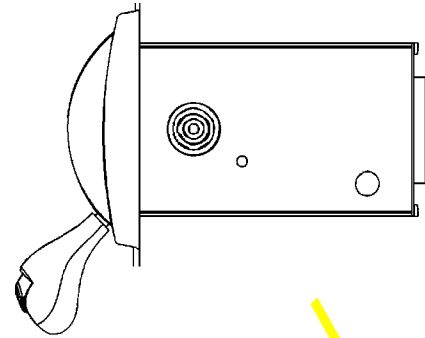
VGPS0106

4. Remove wire connector with 5/32 inch hex key from bottom of shifter body.



VGPS0107

5. Remove and replace shifter (1439 905 H91).



6. Reassemble wire connector, throttle lever knob and shifter cover as described in steps 1 through 4.

VGPS0108

<https://hespareparts.com/>