

# PARTS & SERVICE NEWS

REF NO. AA01163A

DATE March 9, 2004

(C)

Page 1 of 7

*This Parts & Service News supersedes AA01163 dated August 21, 2001 which should be discarded.*

**SUBJECT:** REAR AXLE PART NUMBER CORRECTIONS

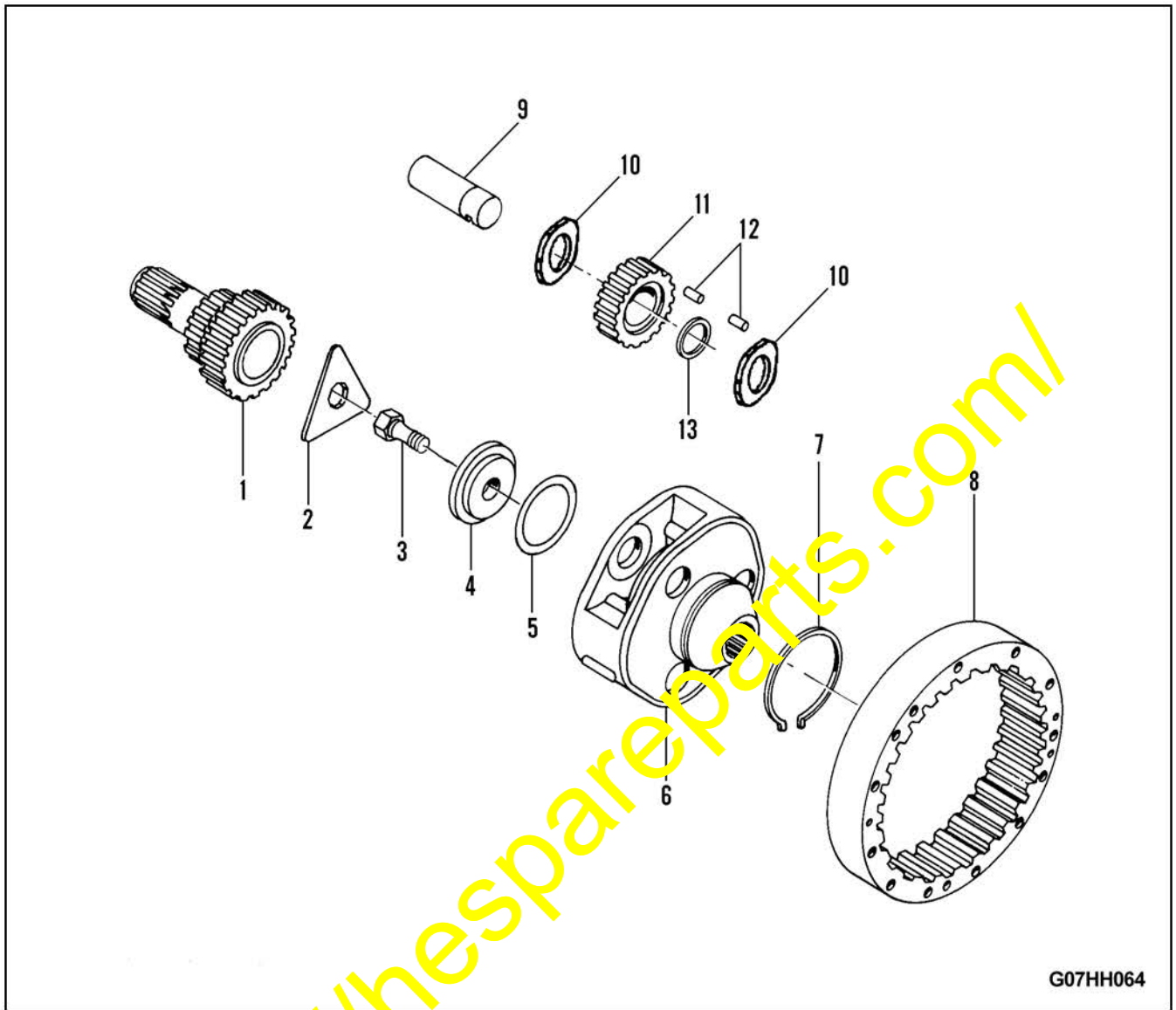
**PURPOSE:** To update the parts book records to reflect the correct part numbers that are used in the rear axle assembly

**APPLICATION:** GD750A-1 Motor Grader Serial Number 7003 and up

**FAILURE CODE:** 2B00Z9

**DESCRIPTION:** An incorrect service listing was used to issue the first parts book for the GD750A-1 grader's axle. For service part numbers refer to the subsequent pages of this Parts & Service News.

<https://hespareparts.com/>



---

 DRIVE TRAIN
 

---



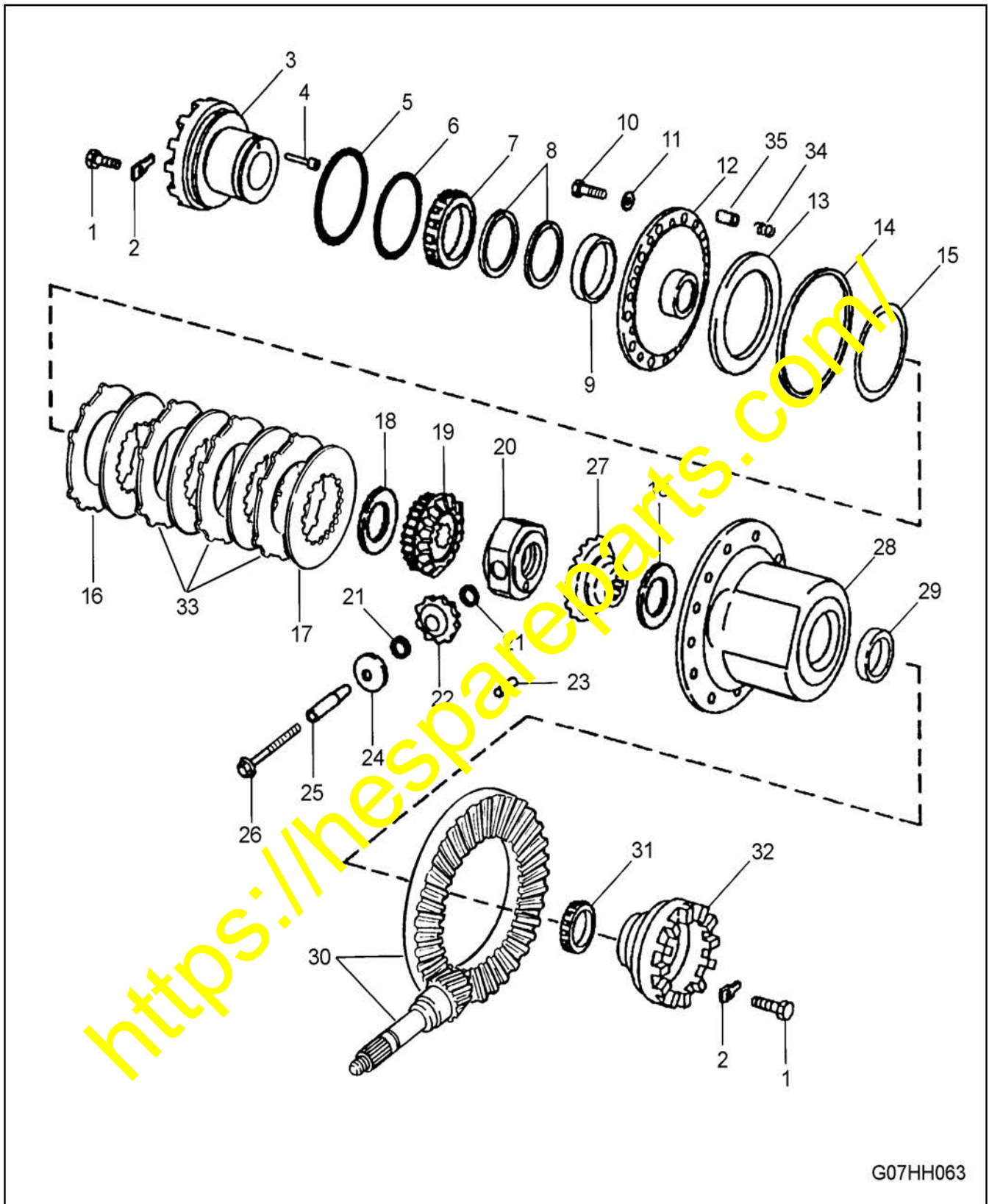
---

 PLANETARY ASSEMBLY
 

---

Item	Part Number	Description	Qty.	Ref.
		CASE ASSEMBLY, DIFFERENTIAL .....	1	
1	1439 256 H2	.SHAFT, SUN GEAR.....	1	
2	1439 255 H1	.PLATE, LOCK.....	1	
3	1439 254 H1	.BOLT, SPECIAL .....	1	
4	1439 253 H1	.WASHER.....	1	
5	1439 252 H1	.SHIM.....	1	
6	1439 246 H2	.CARRIER, PLANET .....	1	
7	149 923	.RING RETAINING .....	1	
8	1439 245 H2	.GEAR, RING .....	1	
9	1439 247 H2	.SHAFT, PINION .....	3	
10	1430 213 H1	.WASHER, THRUST .....	6	
11	1439 249 H2	.GEAR, PLANET.....	3	
12	1439 250 H1	.ROLLER, NEEDLE.....	144	
13	1439 251 H2	.WASHER, THRUST .....	3	

<https://hespareparts.com/>

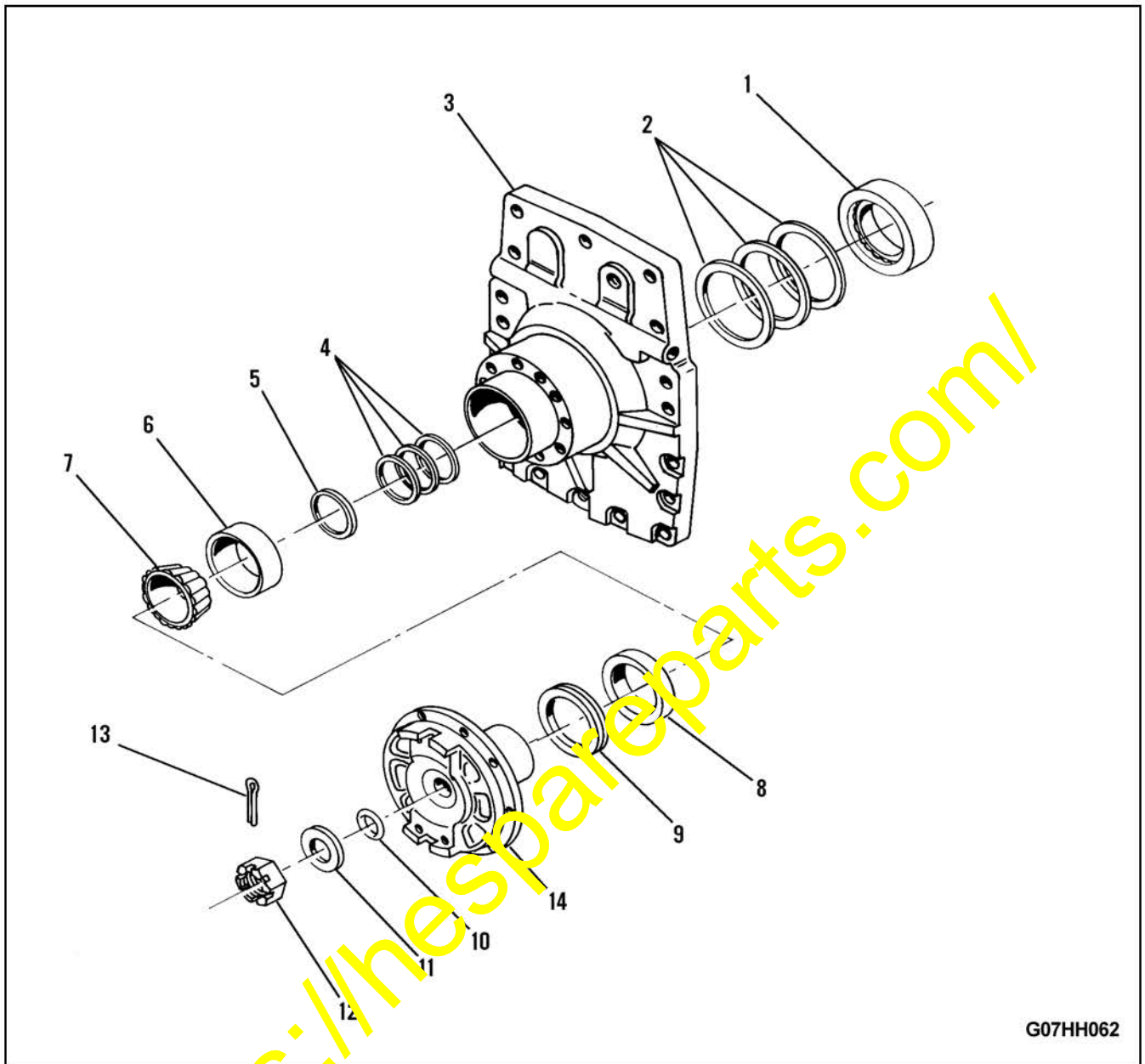


G07HH063

## DRIVE TRAIN

DIFFERENTIAL ASSEMBLY  
LOCK/UNLOCK

Item	Part Number	Description	Qty.	Ref.
		CASE ASSEMBLY, DIFFERENTIAL .....	1	
1	1439 278 H1	.BOLT .....	2	
2	1439 279 H1	.PLATE, LOCK .....	2	
3	1439 320 H91	.QUILL ASSEMBLY .....	1	
4	1439 321 H1	.PLUG .....	1	
5	1439 322 H1	.RING .....	1	
6	1439 323 H1	.O-RING .....	1	
7	564 122 C91	.CONE, BEARING .....	1	
8	1439 324 H1	.RING .....	2	
9	564 121 C1	.CUP, BEARING .....	1	
10	1439 325 H1	.BOLT .....	12	
11	1439 269 H2	.WASHER, FLAT .....	12	
12	1439 326 H1	.COVER .....	1	
13	1439 327 H1	.PISTON .....	1	
14	1439 328 H1	.WASHER .....	1	
15	1439 329 H1	.WASHER .....	1	
16	1439 330 H1	.DISK, CLUTCH .....	1	
17	1439 331 H1	.DISK, INNER SPLINE .....	4	
18	1439 332 H1	.WASHER, THRUST .....	1	
19	1439 333 H1	.GEAR .....	1	
20	1439 334 H1	.HUB .....	1	
21	1439 342 H1	.WASHER .....	6	
22	1439 343 H1	.PINION .....	3	
23	1439 337 H1	.ROLLER, NEEDLE .....	54	
24	1439 341 H1	.WASHER, THRUST .....	3	
25	1439 340 H1	.SHAFT .....	3	
26	1439 339 H1	.BOLT .....	3	
27	1439 335 H1	.GEAR, BEVEL .....	1	
28	1439 336 H1	.HOUSING .....	1	
29	49 365 H	.CUP, BEARING .....	1	
30	1439 262 H91	.GEAR & PINION, RING .....	1	
31	57 329 291	.CONE, BEARING .....	1	
32	1439 328 H1	.QUILL .....	1	
33	1439 985 H1	.DISC CLUTCH .....	3	
34	1439 986 H1	.SPRING, RETURN .....	3	
35	1440 986 H1	.GUIDE SPRING .....	3	



G07HH062

## DRIVE TRAIN

## DIFFERENTIAL INPUT HOUSING

Item	Part Number	Description	Qty.	Ref.
		CASE ASSEMBLY, DIFFERENTIAL .....	1	
1	1439 274 H1	.BEARING ASSEMBLY .....	1	
2	1439 271 H1	.SHIM - 0.08MM.....	AR	F1
	1439 272 H1	.SHIM - 0.13MM.....	AR	F1
	1439 273 H1	.SHIM - 0.25MM.....	AR	F1
3	1439 270 H1	.COVER, DIFFERENTIAL CASE .....	1	
4	1439 265 H1	.SHIM - 0.18MM.....	AR	F1
	1439 266 H1	.SHIM - 0.25MM.....	AR	F1
	1439 267 H1	.SHIM - 0.30MM.....	AR	F1
	1439 268 H1	.SHIM - 0.040MM.....	AR	F1
5	1439 264 H1	.WASHER.....	1	
6	61 951 R1	.CUP, BEARING.....	1	
7	1439 263 H1	.CONE, BEARING .....	1	
8	1439 994 H91	.SEAL .....	1	
9	1430 208 H1	.V-SEAL .....	1	
10	1439 261 H1	.O-RING .....	1	
11	1439 258 H1	.SPACER - 14.158MM - 2 GROOVES ON O.D. ....	AR	F1,F2
	1439 259 H1	.SPACER - 14.216MM - 1 GROOVE ON O.D. ....	AR	F1,F2
	1439 260 H1	.SPACER - 14.275MM - 0 GROOVES ON O.D. ....	AR	F1,F2
12	1439 257 H1	.NUT, SLOTTED .....	1	
13	103 424	.PIN, COTTER .....	1	
14	1438 560 H91	YOKE.....	1	
		F1 - INCLUDED IN THE FOLLOWING:		
	1439 277 H91	KIT, SHIM.....	1	

F2 - THREE SPACERS AVAILABLE; USE ONLY ONE