

PARTS & SERVICE NEWS

REF NO.	AA02000
DATE	Jan. 2, 2002

(C)

Page 1 of 15

SUBJECT: INTRODUCTION OF INNER PARTS FOR AUTO GREASE DISTRIBUTOR

PURPOSE: To introduce newly registered spare components parts for the auto grease distributor assembly

APPLICATION: WA250-3 Wheel Loaders, S/N 50000 and up
 WA320-3 Wheel Loaders, S/N 50000 and up
 WA380-3 Wheel Loaders, S/N 50000 and up
 WA420-3 Wheel Loaders, S/N 50000 and up
 WA470-3 Wheel Loaders, S/N 50000 and up
 WA500-3 Wheel Loaders, S/N 50000 and up
 WA500-3L Wheel Loaders, S/N A70001 and up
 WA600-3 Wheel Loaders, S/N 50000 and up
 WA600-3L wheel Loaders, S/N A52001 and up

FAILURE CODE: 8813Z9

DESCRIPTION:

This **PARTS & SERVICE NEWS** will introduce newly registered spare component parts for the auto grease distributor assembly (being manufactured by Daikin).

When locally changing the discharge level to fit the using status of the machine by the customer, order the parts and implement the modification work according to this **PARTS & SERVICE NEWS**.

LIST OF PARTS:

List of spare component parts for the distributing valve assembly 418-S95-2810 (Model WA250-3)

Part No.	Part Name	Qty.	Remarks
421-S95-4010	Valve	1	Model Mark: LL1E1-20
421-S95-4020	Valve	1	Model Mark: LL1E2-20
421-S95-4040	Valve	1	Model Mark: LL1E4-20
421-S95-4050	Valve	2	Model Mark: LL1E5-20
421-S95-4110	Foot Bolt Set	1	Model Mark: LL15AS-20
07000-B1010	O-ring	6	These O-rings are included in the above foot bolt set

2-2. List of spare component parts for the distributing valve assembly 418-S95-2820
Applicable machine models: WA250-3

Part No.	Part Name	Q'ty	Remarks
421-S95-4010	Valve	1	Model mark: LL1E1-20
421-S95-4020	Valve	1	Model mark: LL1E2-20
421-S95-4030	Valve	1	Model mark: LL1E3-20
421-S95-4050	Valve	1	Model mark: LL1E5-20
421-S95-4090	Foot Bolt Set	1	Model mark: LL14AS-20
07000-B1010	O-ring	5	These O-rings are included in the above foot bolt set.

2-3. List of spare component parts for the distributing valve assembly 413-S95-2830
Applicable machine models: WA250-3

Part No.	Part Name	Q'ty	Remarks
421-S95-4010	Valve	1	Model mark: LL1E1-20
421-S95-4030	Valve	1	Model mark: LL1E3-20
421-S95-4050	Valve	3	Model mark: LL1E5-20
421-S95-4110	Foot Bolt Set	1	Model mark: LL15AS-20
07000-B1010	O-ring	6	These O-rings are included in the above foot bolt set.

2-4. List of spare component parts for the distributing valve assembly 418-S95-2840
Applicable machine models: WA250-3

Part No.	Part Name	Q'ty	Remarks
421-S95-4020	Valve	2	Model mark: LL1E2-20
421-S95-4030	Valve	2	Model mark: LL1E3-20
421-S95-4090	Foot Bolt Set	1	Model mark: LL14AS-20
07000-B1010	O-ring	5	These O-rings are included in the above foot bolt set.

- 2-5. List of spare component parts for the distributing valve assembly 418-S95-2850
Applicable machine models: WA250-3

Part No.	Part Name	Q'ty	Remarks
421-S95-4030	Valve	3	Model mark: LL1E3-20
421-S95-4060	Valve	1	Model mark: LL1E6-20
421-S95-4090	Foot Bolt Set	1	Model mark: LL14AS-20
07000-B1010	O-ring	5	These O-rings are included in the above foot bolt set.

- 2-6. List of spare component parts for the distributing valve assembly 421-S95-2122
Applicable machine models: WA320-3/380-3/420-3/470-3

Part No.	Part Name	Q'ty	Remarks
421-S95-4070	Valve	5	Model mark: LL1EF-20
421-S95-4110	Foot Bolt Set	1	Model mark: LL15AS-20
07000-B1010	O-ring	6	These O-rings are included in the above foot bolt set.

- 2-7. List of spare component parts for the distributing valve assembly 421-S95-2132
Applicable machine models: WA320-3/380-3/420-3/470-3

Part No.	Part Name	Q'ty	Remarks
421-S95-4050	Valve	2	Model mark: LL1E5-20
421-S95-4070	Valve	2	Model mark: LL1EF-20
421-S95-4090	Foot Bolt Set	1	Model mark: LL14AS-20
07000-B1010	O-ring	5	These O-rings are included in the above foot bolt set.

2-8. List of spare component parts for the distributing valve assembly 421-S95-2521
Applicable machine models: WA320-3/380-3/420-3/470-3

Part No.	Part Name	Q'ty	Remarks
421-S95-4010	Valve	2	Model mark: LL1E1-20
421-S95-4020	Valve	1	Model mark: LL1E2-20
421-S95-4040	Valve	2	Model mark: LL1E4-20
421-S95-4110	Foot Bolt Set	1	Model mark: LL15AS-20
07000-B1010	O-ring	6	These O-rings are included in the above foot bolt set.

2-9. List of spare component parts for the distributing valve assembly 421-S95-2531
Applicable machine models: WA320-3/380-3/420-3/470-3

Part No.	Part Name	Q'ty	Remarks
421-S95-4010	Valve	2	Model mark: LL1E1-20
421-S95-4020	Valve	1	Model mark: LL1E2-20
421-S95-4050	Valve	2	Model mark: LL1E5-20
421-S95-4110	Foot Bolt Set	1	Model mark: LL15AS-20
07000-B1010	O-ring	6	These O-rings are included in the above foot bolt set.

2-10. List of spare component parts for the distributing valve assembly 421-S95-2590
Applicable machine models: WA320-3/380-3/420-3/470-3

Part No.	Part Name	Q'ty	Remarks
421-S95-4040	Valve	2	Model mark: LL1E4-20
421-S95-4060	Valve	3	Model mark: LL1E6-20
421-S95-4110	Foot Bolt Set	1	Model mark: LL15AS-20
07000-B1010	O-ring	6	These O-rings are included in the above foot bolt set.

2-11. List of spare component parts for the distributing valve assembly 425-S95-3111
Applicable machine models: WA500-3/600-3

Part No.	Part Name	Q'ty	Remarks
421-S95-4020	Valve	2	Model mark: LL1E2-20
421-S95-4040	Valve	2	Model mark: LL1E4-20
421-S95-4060	Valve	1	Model mark: LL1E6-20
421-S95-4110	Foot Bolt Set	1	Model mark: LL15AS-20
07000-B1010	O-ring	6	These O-rings are included in the above foot bolt set.

2-12. List of spare component parts for the distributing valve assembly 425-S95-3121
Applicable machine models: WA500-3/600-3

Part No.	Part Name	Q'ty	Remarks
421-S95-4060	Valve	4	Model mark: LL1E6-20
421-S95-4070	Valve	1	Model mark: LL1EF-20
421-S95-4110	Foot Bolt Set	1	Model mark: LL15AS-20
07000-B1010	O-ring	6	These O-rings are included in the above foot bolt set.

2-13. List of spare component parts for the distributing valve assembly 425-S95-3131
Applicable machine models: WA500-3/600-3

Part No.	Part Name	Q'ty	Remarks
421-S95-4060	Valve	4	Model mark: LL1E6-20
421-S95-4090	Foot Bolt Set	1	Model mark: LL14AS-20
07000-B1010	O-ring	5	These O-rings are included in the above foot bolt set.

- 2-14. List of spare component parts for the distributing valve assembly 425-S95-3140
Applicable machine models: WA500-3/600-3

Part No.	Part Name	Q'ty	Remarks
421-S95-4050	Valve	2	Model mark: LL1E5-20
421-S95-4060	Valve	3	Model mark: LL1E6-20
421-S95-4110	Foot Bolt Set	1	Model mark: LL15AS-20
07000-B1010	O-ring	6	These O-rings are included in the above foot bolt set.

- 2-15. List of spare component parts for the distributing valve assembly 425-S95-3150
Applicable machine models: WA500-3/600-3

Part No.	Part Name	Q'ty	Remarks
421-S95-4060	Valve	5	Model mark: LL1E6-20
421-S95-4110	Foot Bolt Set	1	Model mark: LL15AS-20
07000-B1010	O-ring	6	These O-rings are included in the above foot bolt set.

- 2-16. List of spare component parts for the distributing valve assembly 425-S95-3161
Applicable machine models: WA500-3/600-3

Part No.	Part Name	Q'ty	Remarks
421-S95-4060	Valve	4	Model mark: LL1E6-20
421-S95-4090	Foot Bolt Set	1	Model mark: LL14AS-20
07000-B1010	O-ring	5	These O-rings are included in the above foot bolt set.

- 2-17. List of spare component parts for the distributing valve assembly 425-S95-3170
Applicable machine models: WA500-3/600-3

Part No.	Part Name	Q'ty	Remarks
421-S95-4020	Valve	2	Model mark: LL1E2-20
421-S95-4080	Foot Bolt Set	1	Model mark: LL12AS-20
07000-B1010	O-ring	3	These O-rings are included in the above foot bolt set.

2-18. List of spare component parts for the distributing valve assembly 425-S95-3180
Applicable machine models: WA500-3/600-3

Part No.	Part Name	Q'ty	Remarks
421-S95-4020	Valve	2	Model mark: LL1E2-20
421-S95-4030	Valve	1	Model mark: LL1E3-20
421-S95-4040	Valve	1	Model mark: LL1E4-20
421-S95-4050	Valve	1	Model mark: LL1E5-20
421-S95-4110	Foot Bolt Set	1	Model mark: LL15AS-20
07000-B1010	O-ring	6	These O-rings are included in the above foot bolt set.

3. Construction

The distributing valve assembly consists of combination of distributing valve elements selected from the list indicated below to fit to the required discharge level using a set of foot bolt set.

To find out the part numbers of the distributing valve elements and foot bolt set for respective distributing valve assemblies, refer to the "Details of the component parts" on pages 9/15 and after.

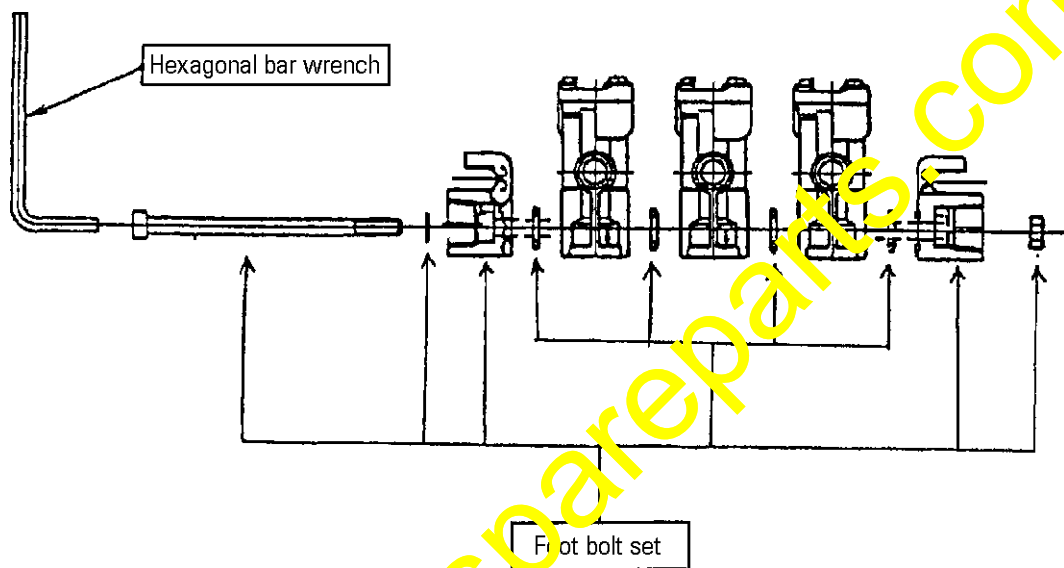
List of distributing valve elements

No.	Part numbers	Discharge (cc/st)	Manufacturer's type numbers
1	421-S95-4010	0.15	LL1E1-20
2	421-S95-4020	0.25	LL1E2-20
3	421-S95-4030	0.35	LL1E3-20
4	421-S95-4040	0.45	LL1E4-20
5	421-S95-4050	0.55	LL1E5-20
6	421-S95-4060	0.65	LL1E6-20
7	421-S95-4070	0.80	LL1EF-20

Note) The foot bolt set consists of the foot, O-ring, nut, washer and bolt. As for O-rings among these parts, individual supply is also possible.

4. Assembly procedures

- (1) Assemble the component parts of the foot bolt set and the distributing valve elements in the sequence from left toward right of the illustration indicated below. Bringing the hexagonal bar wrench side down, direct the bolt perpendicularly to facilitate the assembly work.
- (2) O-ring grooves are provided on the LH side and RH side surfaces of the distributing valve elements. Pay attention not to let the O-rings move out of their positions while making the assembly work.
- (3) Keep the mating surfaces free from dirt, dust and any other foreign substance.
- (4) Fasten the bolt at a tightening torque within the range of 981 – 1,079 N·cm {100 – 110 kgf·cm}.
- (5) Fit the bolt head and the hex nut to the engaging groove inside the foot.



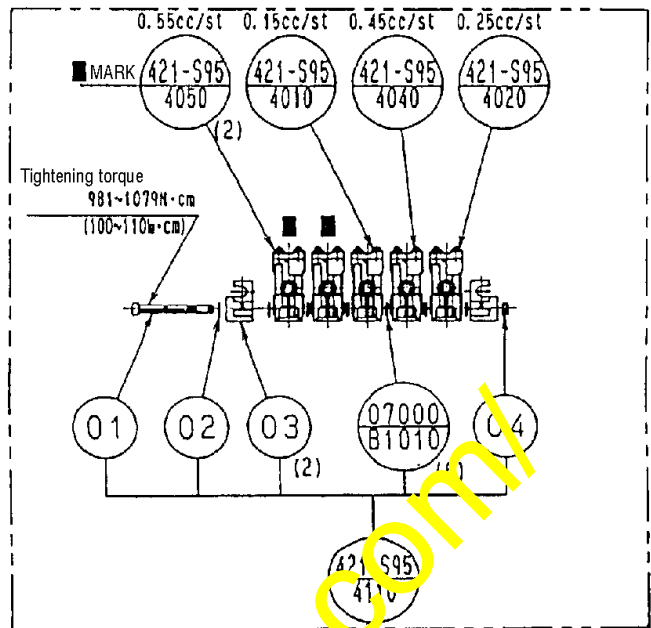
5. Precautions

- (1) Plug the unused one of the two discharge ports.
- (2) When installing the distributing valve assembly, fasten the LH and RH legs to the mounting plate securely.
- (3) If you tighten the threads at excessive tightening torque, deformations or cracking may occur with the distributing valve assembly. Consequently, observe the recommended tightening torque range indicated below.

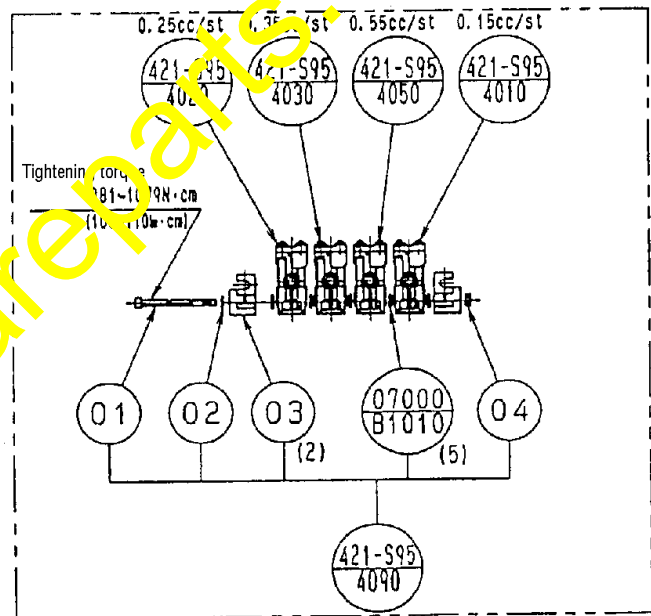
Part names (Thread diameter)	Tightening torque range N.cm {Kgf.cm}
Mounting bolt (M8)	2452 – 2942 {250 – 300}
Supply port (RC 3/8)	2942 – 3432 {300 – 350}
Discharge port (RC 1/8)	785 – 981 { 80 – 100}

6. Details of the component parts

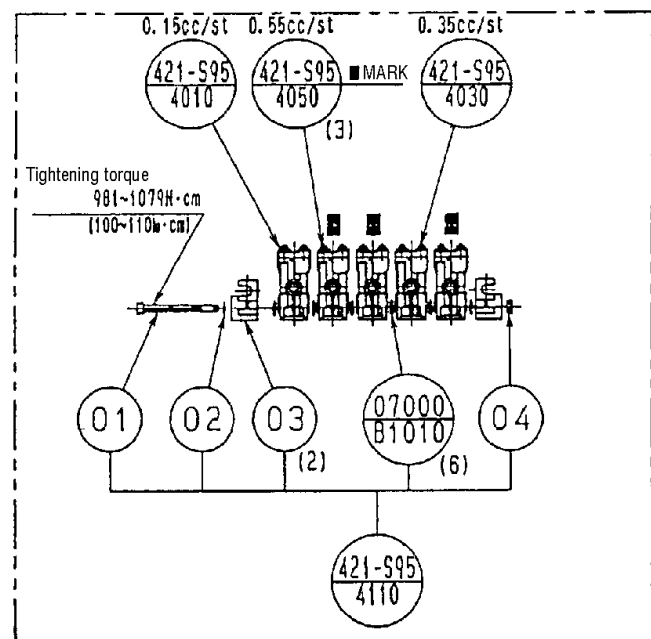
Part number of the distributing valve assembly: 418-S95-2810
 Applicable machine model: WA250-3



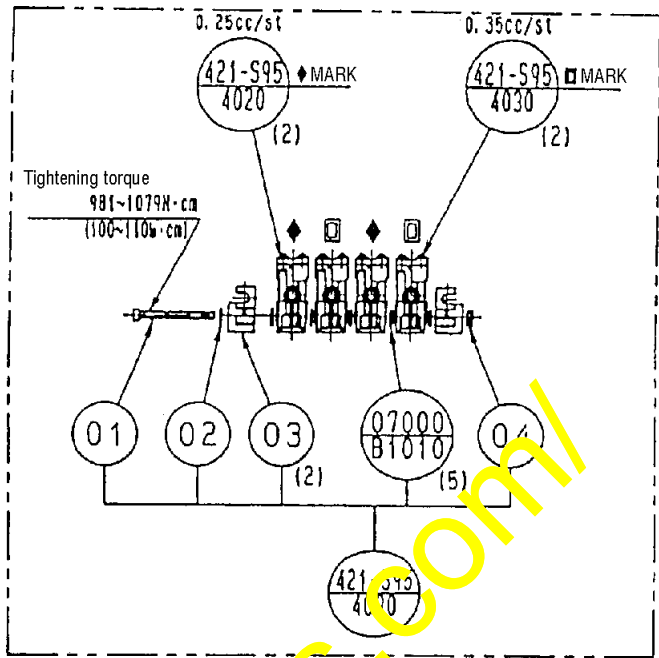
Part number of the distributing valve assembly: 418-S95-2820
 Applicable machine model: WA250-3



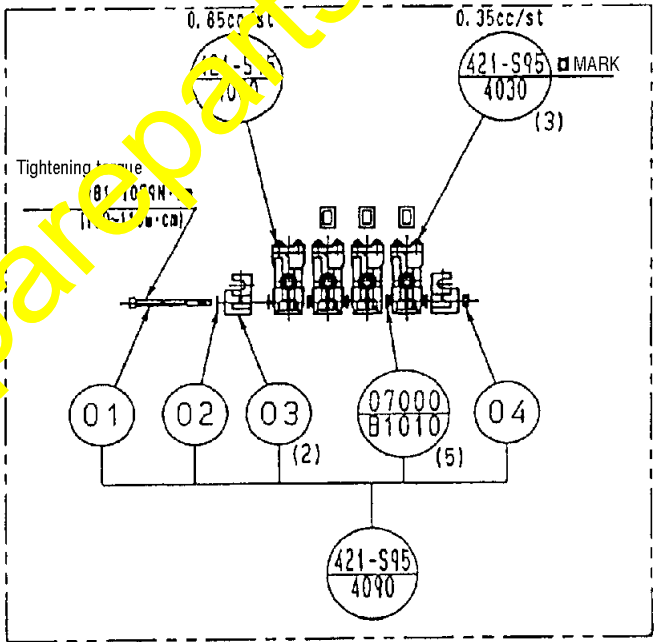
Part number of the distributing valve assembly: 418-S95-2830
 Applicable machine model: WA250-3



Part number of the distributing valve assembly: 418-S95-2840
Applicable machine model: WA250-3

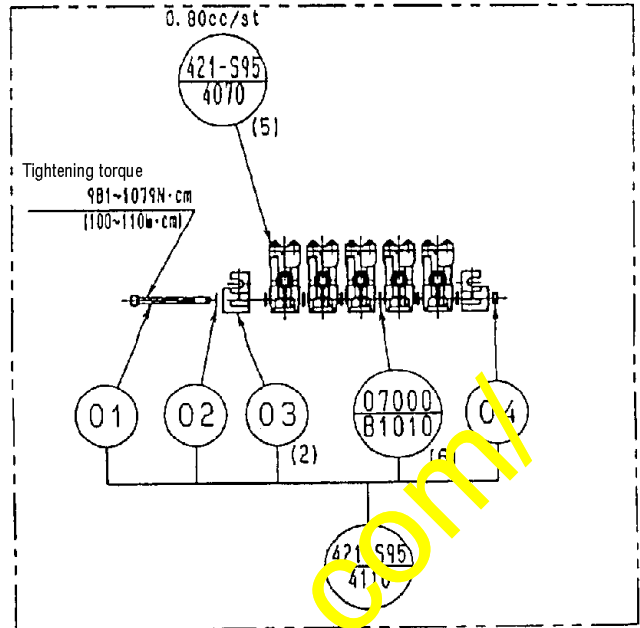


Part number of the distributing valve assembly: 418-S95-2850
Applicable machine model: WA250-3

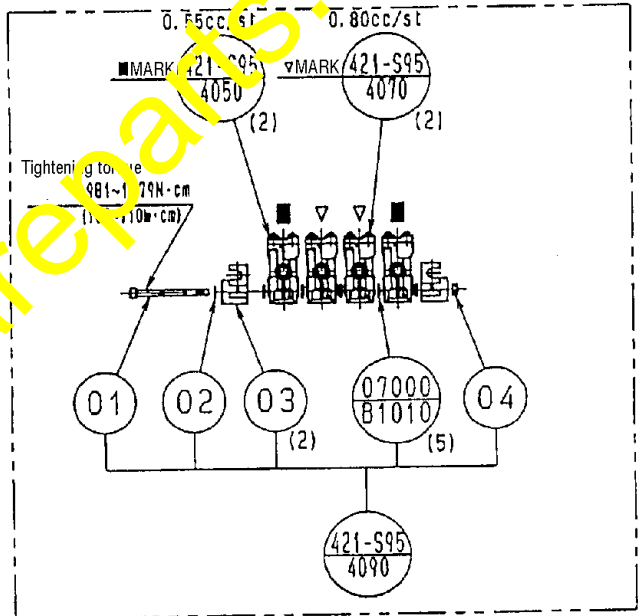


<https://hespareparts.com/>

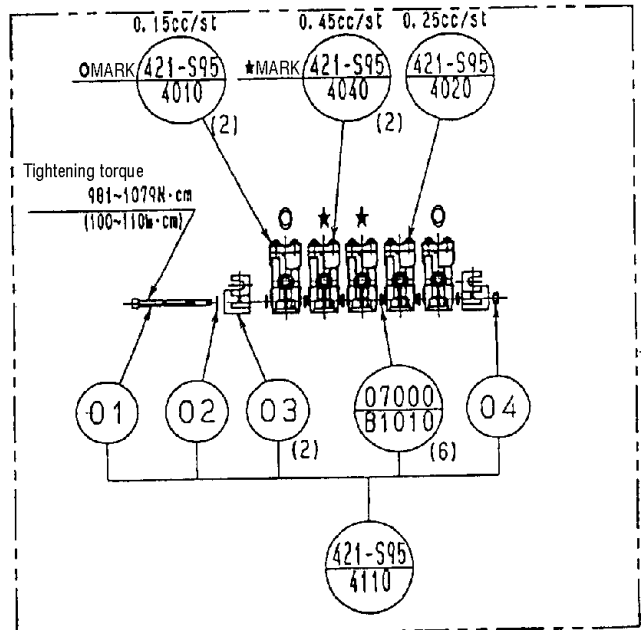
Part number of the distributing valve assembly: 421-S95-2122
 Applicable machine model:
 WA320-3, WA380-3, WA420-3
 and WA470-3



Part number of the distributing valve assembly: 421-S95-2132
 Applicable machine model:
 WA320-3, WA380-3, WA420-3
 and WA470-3



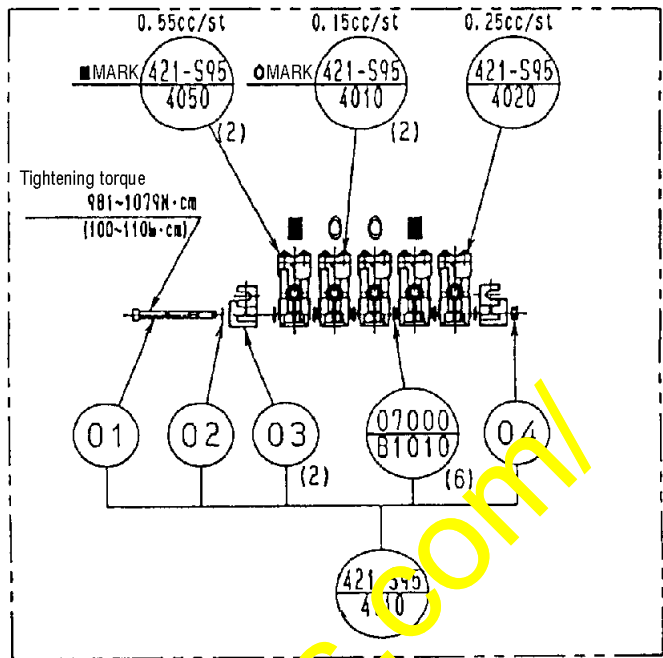
Part number of the distributing valve assembly: 421-S95-2521
 Applicable machine model:
 WA320-3, WA380-3, WA420-3
 and WA470-3



Part number of the distributing valve assembly: 421-S95-2531

Applicable machine model:

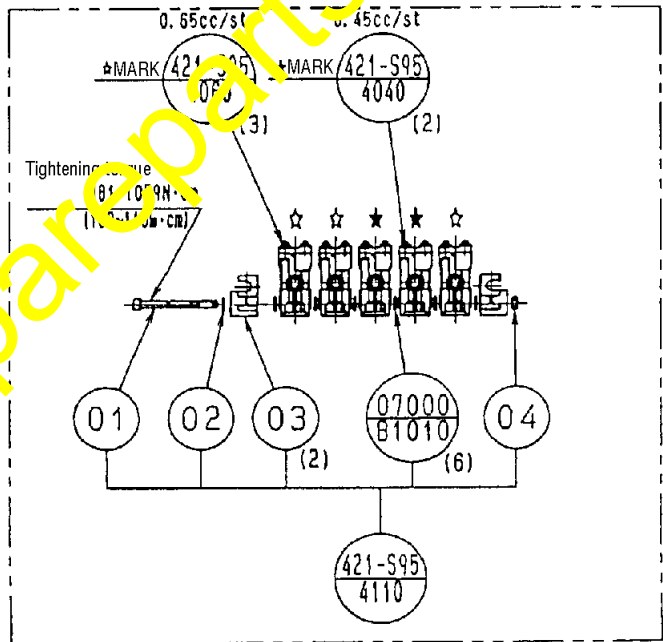
WA320-3, WA380-3, WA420-3
and WA470-3



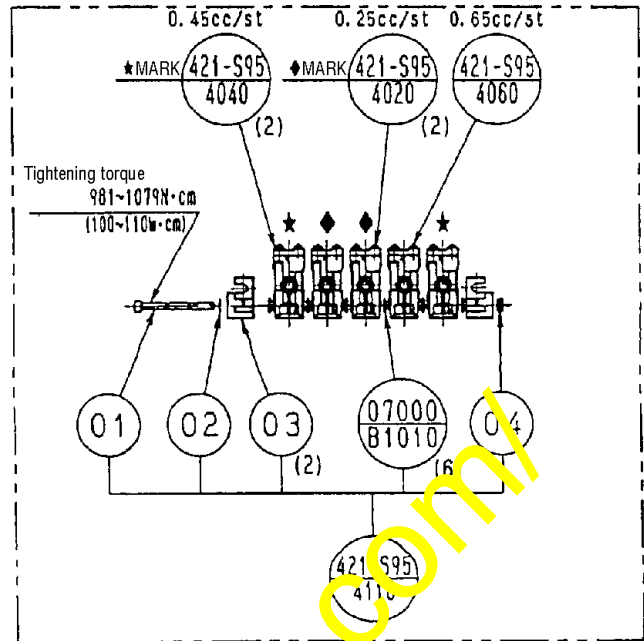
Part number of the distributing valve assembly: 421-S95-2590

Applicable machine model:

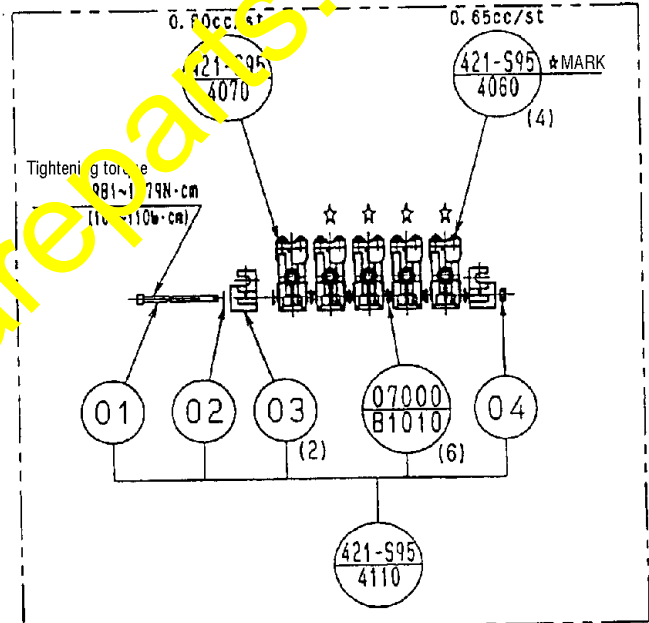
WA320-3, WA380-3, WA420-3
and WA470-3



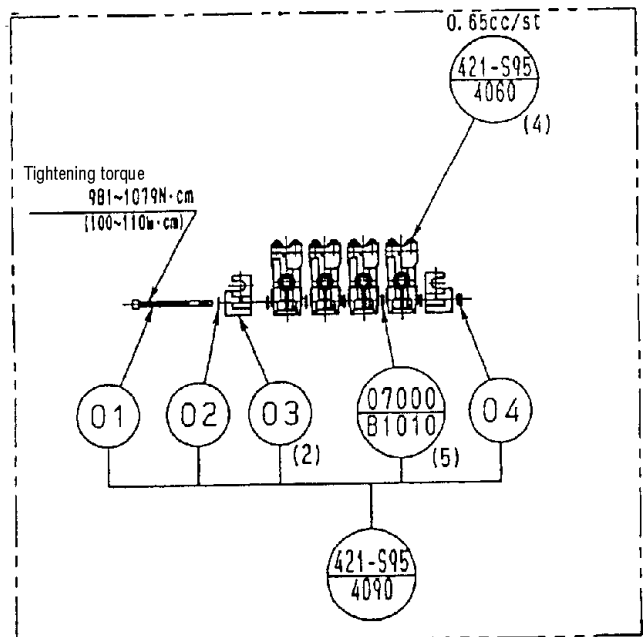
Part number of the distributing valve assembly: 425-S95-3111
 Applicable machine model:
 WA500-3 and WA600-3



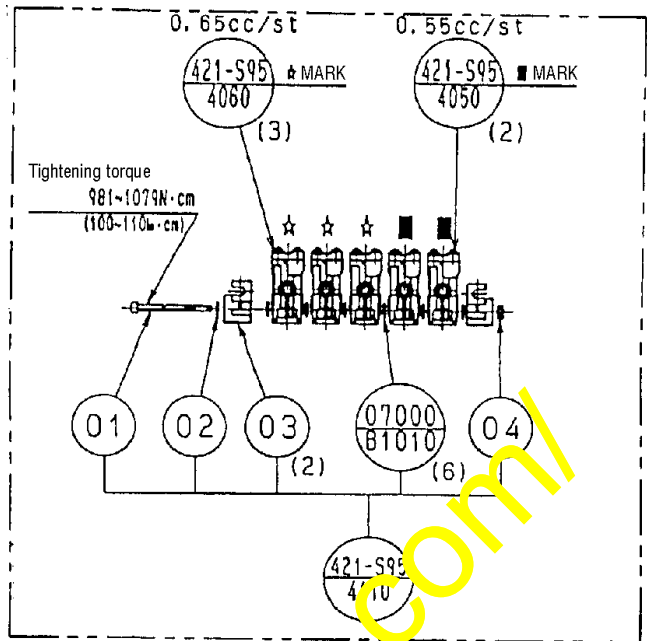
Part number of the distributing valve assembly: 425-S95-3121
 Applicable machine model:
 WA500-3 and WA600-3



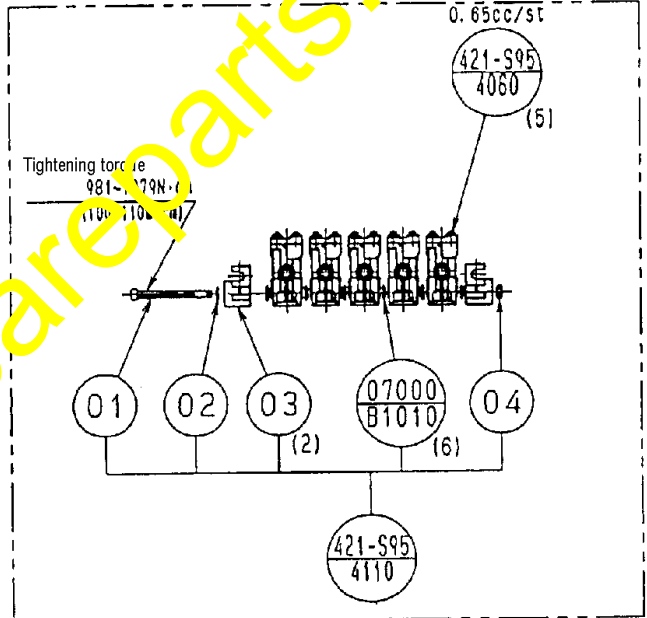
Part number of the distributing valve assembly: 425-S95-3131
 Applicable machine model:
 WA500-3 and WA600-3



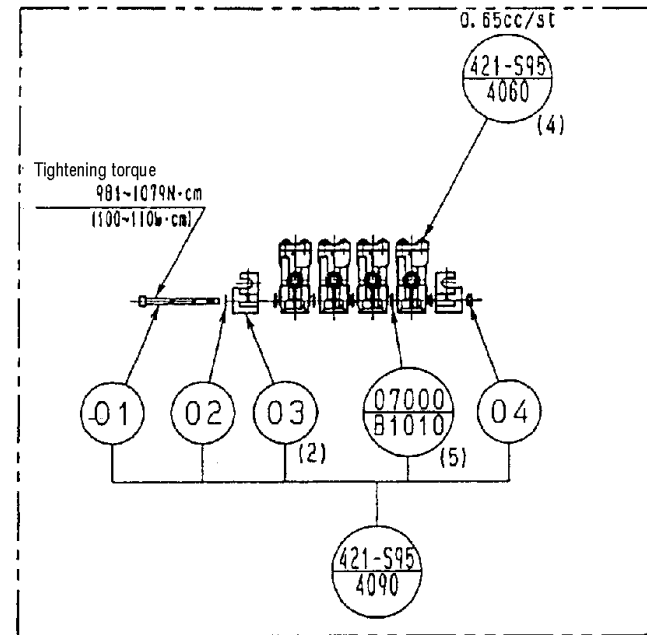
Part number of the distributing valve assembly: 425-S95-3140
 Applicable machine model:
 WA500-3 and WA600-3



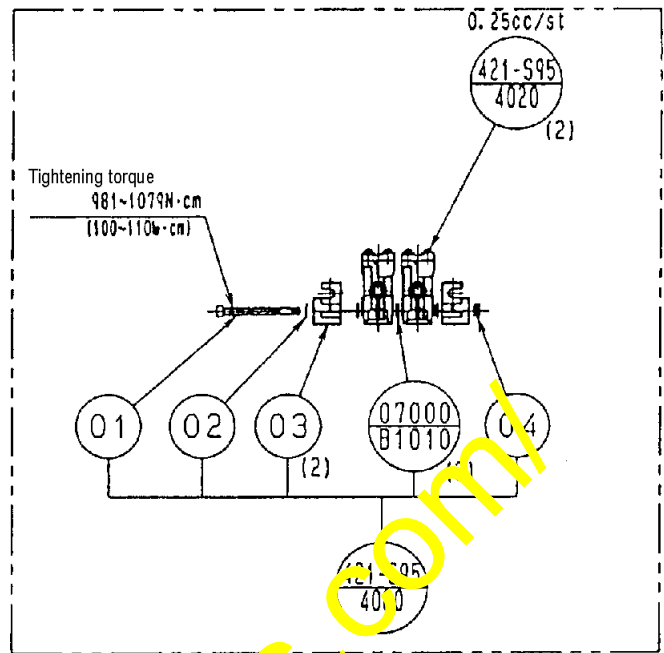
Part number of the distributing valve assembly: 425-S95-3150
 Applicable machine model:
 WA500-3 and WA600-3



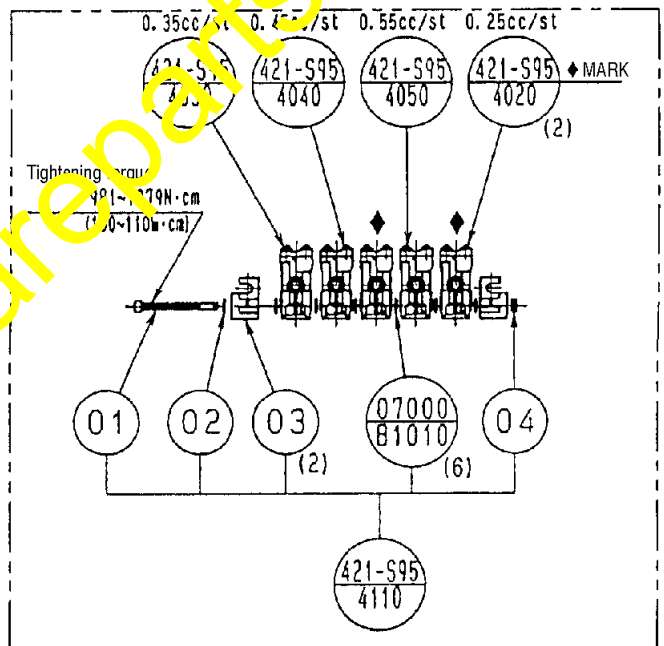
Part number of the distributing valve assembly: 425-S95-3161
 Applicable machine model:
 WA500-3 and WA600-3



Part number of the distributing valve assembly: 425-S95-3170
 Applicable machine model:
 WA500-3 and WA600-3



Part number of the distributing valve assembly: 425-S95-3180
 Applicable machine model:
 WA500-3 and WA600-3



<https://hespareparts.com/>