

PARTS & SERVICE NEWS

REF NO.	AA02227
DATE	Mar. 4, 2003

SUBJECT: REPAIR PROCEDURE FOR DAMAGED ENGINE AND TRANSMISSION MOUNT CUSHIONS

PURPOSE: To introduce modification procedures to repair engine and transmission mount cushions when these parts are found to be deformed, broken or cracked

APPLICATION: WR11-3 Reach Loader, S/n 53001 thru 53127
 WA100-3 Wheel Loader, S/N 53001 thru 55285 and 63001 thru 64099
 WA120-3 Wheel Loader, S/N 53001 thru 54036
 WA120-3L Wheel Loader, S/N A30001 and up
 WA120-3MC Wheel Loader, S/N A31001 thru A31061

FAILURE CODE: 011103

DESCRIPTION:

When the engine and transmission mount cushions on the above machines are found to be deformed, broken or cracked, repair the failures following the modification procedures in this **PARTS & SERVICE NEWS**.

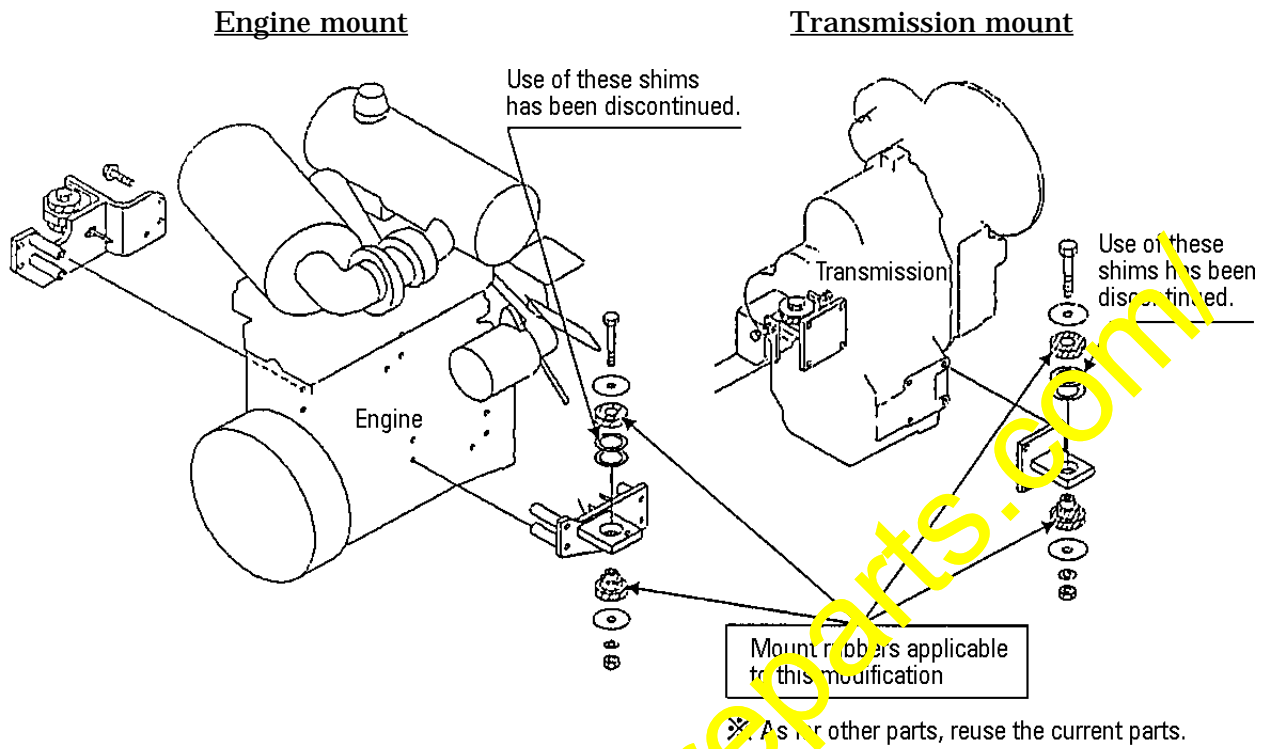
In cases where this modification can be done simultaneously with the periodical services, etc., this modification may be implemented as a failure of preventive modification under Category "A2".

LIST OF PARTS:

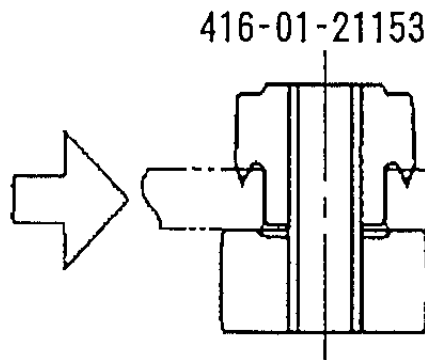
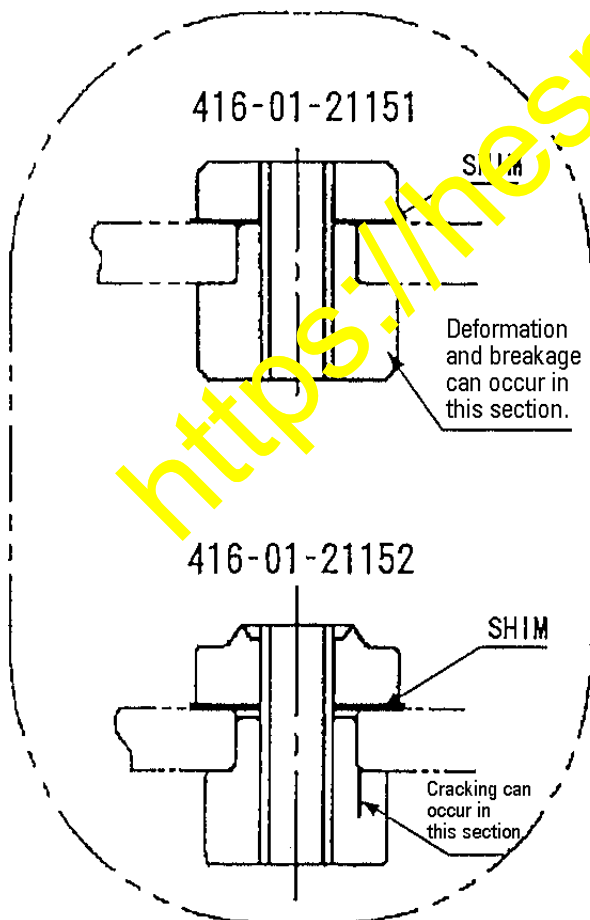
Part No.	Part Name	Purpose of Part	Qty	Remarks
416-01-21153 (416-01-21151) 416-01-21152	Cushion (Cushion) (Cushion)	Replacement	4 (4) (4)	Mount Cushions
(417-70-11353)	(Shim)	Not used	(8)	Adjusting shims

3. Contents of the modification

3.1 The shape and the hardness of the mount rubbers have been modified to improve their durability. Also, use of shims has been discontinued pursuant to this modification.



Detail drawings for the mount rubber



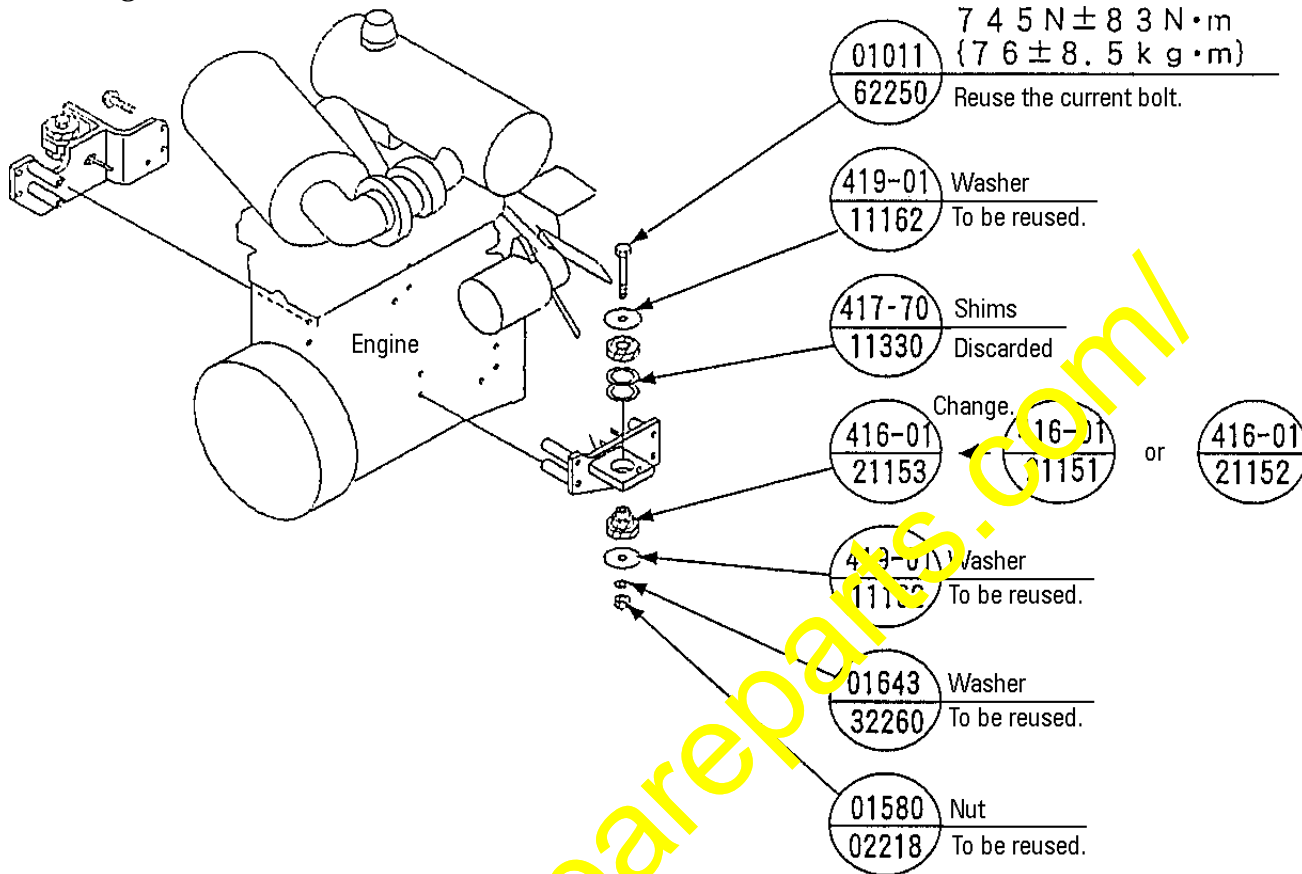
* Pay attention to the direction when installing them.

The shape of the rubber mount has been so modified that the projecting section has been shifted to the upper rubber and the hardness of the material has been changed.

4. Modification procedures

4-1. Replace or discard of the following parts according to respective designations.

Engine mount section



Transmission mount section

