

# PARTS & SERVICE NEWS

REF NO.	AA97047
DATE	April 9, 1997

Page 1 of 2

**SUBJECT:** TAILLIGHT CONVERSION KIT

**PURPOSE:** To provide parts and rework instructions for current design tail lights

**APPLICATION:** 830 With Serial Numbers 100000 thru 201999  
 850 With Serial Numbers 100000 thru 201999  
 870 With Serial Numbers 100000 thru 201999  
 GD530/AW With Serial Numbers 200880 thru 201999  
 GD650/AW With Serial Numbers 200880 thru 201999  
 GD670/AW With Serial Numbers 200880 thru 201999

**DESCRIPTION:** Service kit 1436 236 H91 consists of the following parts:

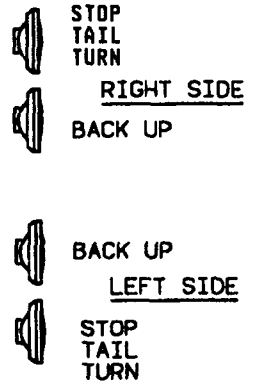
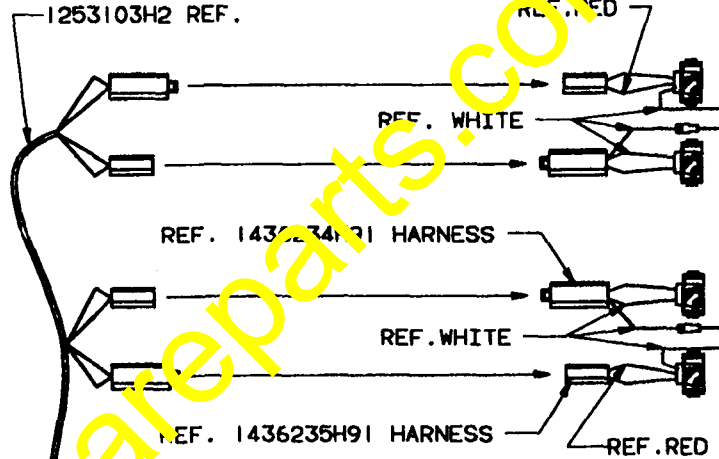

<u>Qty.</u>	<u>Part Number</u>	<u>Description</u>
1	1434 023 H1	Sealant, Electrical
2	1434 593 H1	Lamp - Stop, Turn, Tail
2	1434 594 H1	Lamp, Backup
4	1434 595 H1	Grommet
2	1436 234 H91	Harness, Backup Lamp
2	1436 235 H91	Harness, Stop, Turn

## REWORK INSTRUCTIONS:

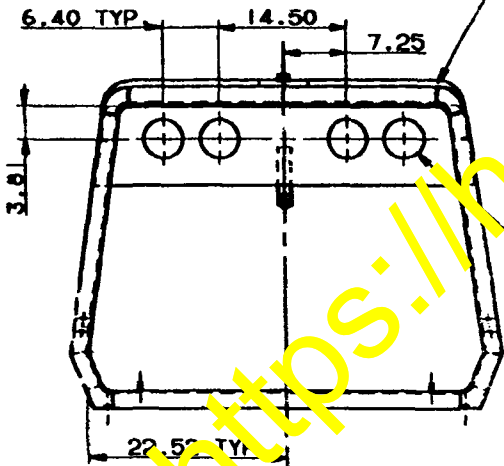
1. Remove existing tail lights.
2. Rework the rear cowl as illustrated to accept the new configuration.
3. Apply electrical sealant to the harness ends.
4. Attach the adapter harnesses as illustrated.
5. Install the grommets and lamps as illustrated.

- (2) 1434593H1 LAMP-STOP, TURN, TAIL
- (2) 1436235H91 HARNESS-STOP,TURN,TAIL LAMP

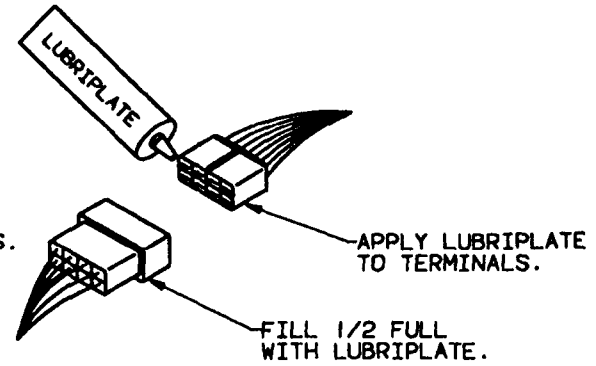
- (2) 1434594H1 LAMP-BACK UP
  - (2) 1436234H91 HARNESS-BACK UP LAMP
  - (4) 1434595H1 GROMMET
- REMOVE EXISTING TAIL LIGHT ASSY'S.



159438 REF.  
REWORK AS SHOWN



Ø 4.50 (4) HOLES THRU  
CENTERED ON EXISTING HOLES.



\*SEE NOTE

REAR COWL REWORK

NOTE: APPLY LUBRIPLATE (P/N 1434023H1) TO ALL TERMINALS AND FILL FEMALE CONNECTORS 1/2 FULL. (SEE DETAIL)