

PARTS & SERVICE NEWS

REF NO.	AA97074A
DATE	November 4, 1997

(C)

Page 1 of 2

This PARTS & SERVICE NEWS supersedes the previous issue No. AA97074. Thus the previous issue should be discarded.

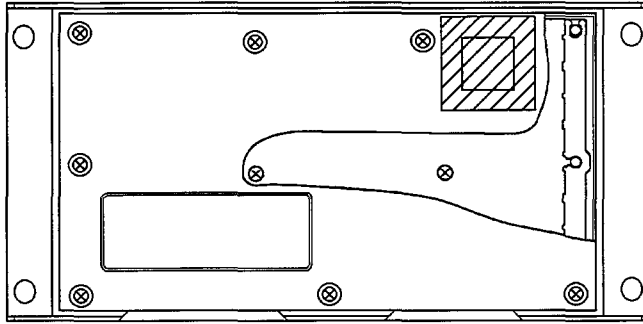
SUBJECT: TRANSMISSION CONTROLLER UNIT

PURPOSE: To provide service parts

APPLICATION: WA380-3L Wheel Loader - S/N A50001 and up.
WA420-3L Wheel Loader - S/N A30001 and up.
WA450-3L Wheel Loader - S/N A30001 and up.
WA500-3L Wheel Loader - S/N A70001 and up.

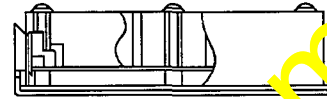
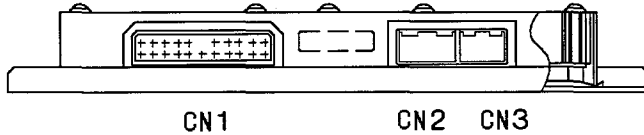
DESCRIPTION: The transmission controller unit is released. Service information for the controller units is also included.

Part Number	Description	Model
7823-13-1004	Controller, transmission	WA380-3
7823-14-2004	Controller, transmission	WA420-3
7823-14-1004	Controller, transmission	WA450-3
7823-15-1003	Controller, transmission	WA500-3



Transmission Controller Unit

Part Number	Model
7823-13-1004	WA380-3
7823-14-2004	WA420-3
7823-14-1004	WA450-3
7823-15-1003	WA500-3



XCONTR.PCX

CONNECTOR SIGNALS

CN1	CN2	CN3
1. NETWORK signal	1. Directional switch F	1.
2.	2. Range Switch 2	2.
3. Modulation valve, Sol (+)	3. Range switch 4	3.
4.	4. Neutralizer relay signal	4. Travel speed signal
5.	5.	5. Engine speed signal
6.	6.	6.. Kick-down signal output
7.	7. Engine selection 2	7.
8. Power source input (+24V)	8. Engine Selection 1	8.
9. GND	9. Signal GDN output	9.
10.	10.	10.
11. SP, Sol	11. Directional switch N	11.
12. NETWORK signal	12. Directional switch R	12. Travel speed signal (-)
13. Sensor power source input (+24V)	13. Range switch 1	13.
14. Modulation valve, Sol (-)	14. Range switch 3	14. Engine speed signal output
15.	15.	15. Buzzer signal output
16.	16. Transmission cut-off switch	16. Brake signal output
17. Solenoid power source input (+24V)	17. Kick-down switch	
18. Power source (+24V)	18. Hold switch	
19. GND	19.	
20. R, Sol	20.	
21. F, Sol		