

# PARTS & SERVICE NEWS

REF NO.	AA99041
DATE	Feb. 1, 1999

Page 1 of 9

(C)

**SUBJECT:** INTRODUCTION OF IMPROVED TRANSMISSION SWITCH F/R LEVER

**PURPOSE:** To introduce an improved F/R lever of the transmission control switch featuring longer service life.

**APPLICATION:** Please refer to Page 2 for applicable models and serial numbers.

**FAILURE CODE:** DDT350

## DESCRIPTION:

### 1. Introduction:

The junction method for the F/R lever, to the roller boss (of the transmission control switch) has been modified to improve service life. The **PARTS & SERVICE NEWS** will introduce the details of the modifications.

### 2. List of Parts

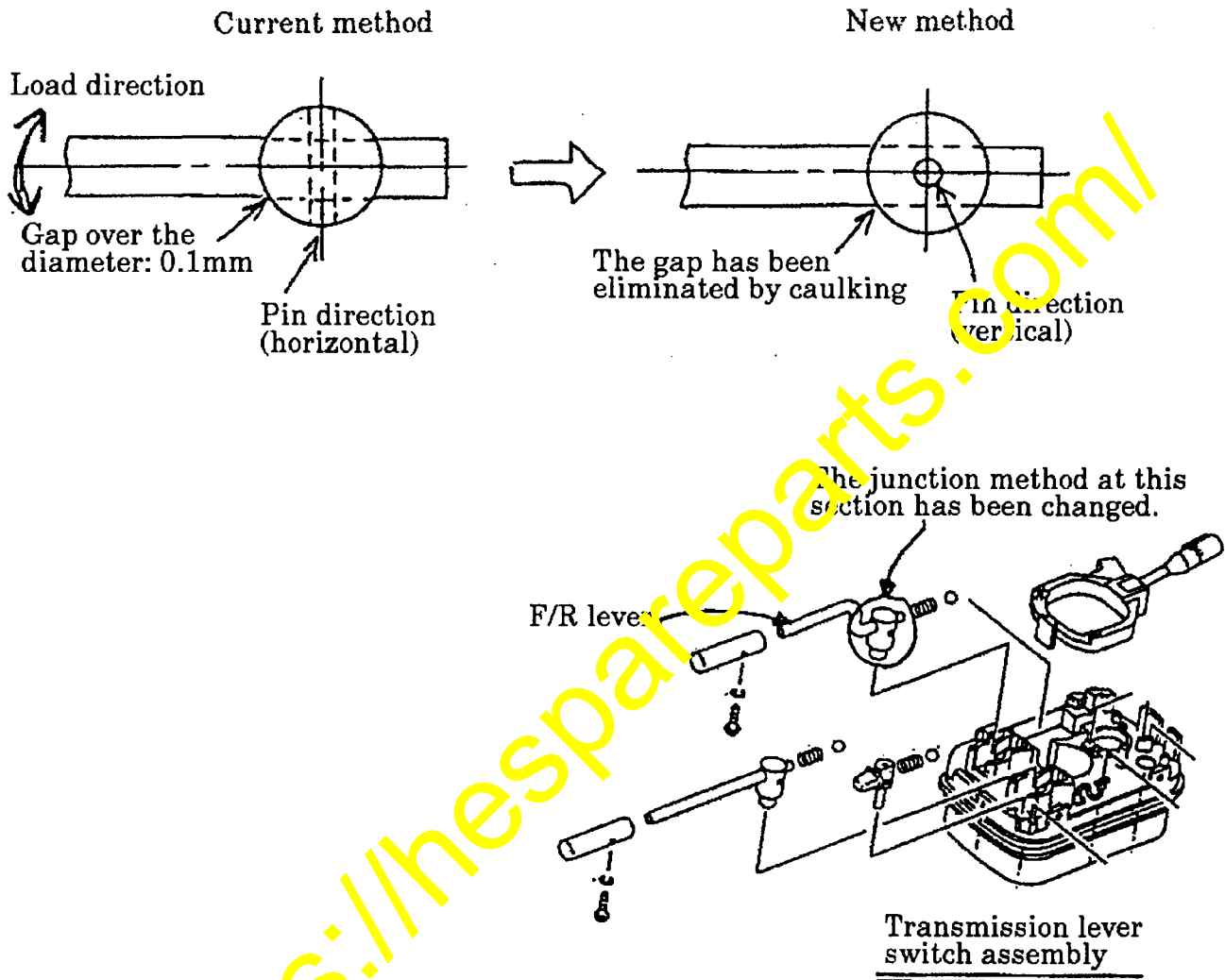
Part Number	Part Name	Q'ty	Remarks
417-43-26121 (417-43-26120)	Switch, TRM (Switch, TRM)	1 (1)	WA100-3, Wa250-3, WA300-3CS, WA320-3CS
421-43-26121 (421-43-26120)	Switch, TRM (Switch, TRM)	1 (1)	WA350-3, WA700-3, WD420-3, WF350-3, WF450T-3
427-43-26121 (427-43-26120)	Switch, TRM (Switch, TRM)	1 (1)	WA800-3 and WA900-3
417-43-26241 (417-43-26240)	Lever Assembly FR (Lever Assembly FR)	1 (1)	
417-43-26251 (417-43-26250)	Lever FR (Lever FR)	1 (1)	
421-43-26131 (421-43-26130)	Switch, TRM (Switch, TRM)	1 (1)	WA180-3 European spec. Vehicles WA320-3 - WA470-3 KOHAG production vehicles
425-43-26111 (524-43-26110)	Switch, TRM (Switch, TRM)	1 (1)	WA500-3 and WA600-3 European spec. Vehicles
425-43-26111 (421-43-16110)	Switch, TRM (Switch, TRM)	1 (1)	WT250E-1 and WT500E-1
421-43-26141 (421043-26140)	Lever Assembly FR (Lever Assembly FR)	1 (1)	
421-43-26151 (421-43-26150)	Lever FR (Lever FR)	1 (1)	

**3. Serial numbers of the applicable vehicles.**  
 Vehicles having been shipped or being newly shipped from the factory.

Applicable vehicle models	Serial numbers of the applicable vehicles	
	Already shipped vehicles	Vehicles being newly shipped from the factory
WA100-3	- 53636	53637 -
WA100-3	- 63369	63370 -
WA120-3	- 53001	53002 -
WA150-3	- 63285	63286 -
WA180-3	- 53099	53100 -
WA200-3	- 63381	63382 -
WA250-3	- 53163	53164 -
WA250-3CS	- 65032	65033 -
WA300-3	- 53165	53166 -
WA300-3CS	- 51048	51049 -
WA320-3	- 53100	53101 -
WA320-3CS	- 50358	50359 -
WA350-3	- 63047	63048 -
WA350-3	- 53223	53224 -
WA400-3	- 63009	63009 -
WA400-3	- 53080	53081 -
WA420-3	- 53090	53091 -
WA450-3	- 63024	63025 -
WA450-3	- 63155	63156 -
WA470-3	- 53082	53083 -
WA500-3	- 50311	50312 -
WA500-3L		A70325 -
WA600-3	- 50022	50023 -
WA700-3		A52018 -
WA700-3		50001 -
WA700-3	- 50004	50005 -
WA900-3	- 50003	50004 -
WD420-3		53001 -
WD450-3		53001 -
WT250E-1	- 10018	10019 -
WT500E-1	- 1014	1015 -

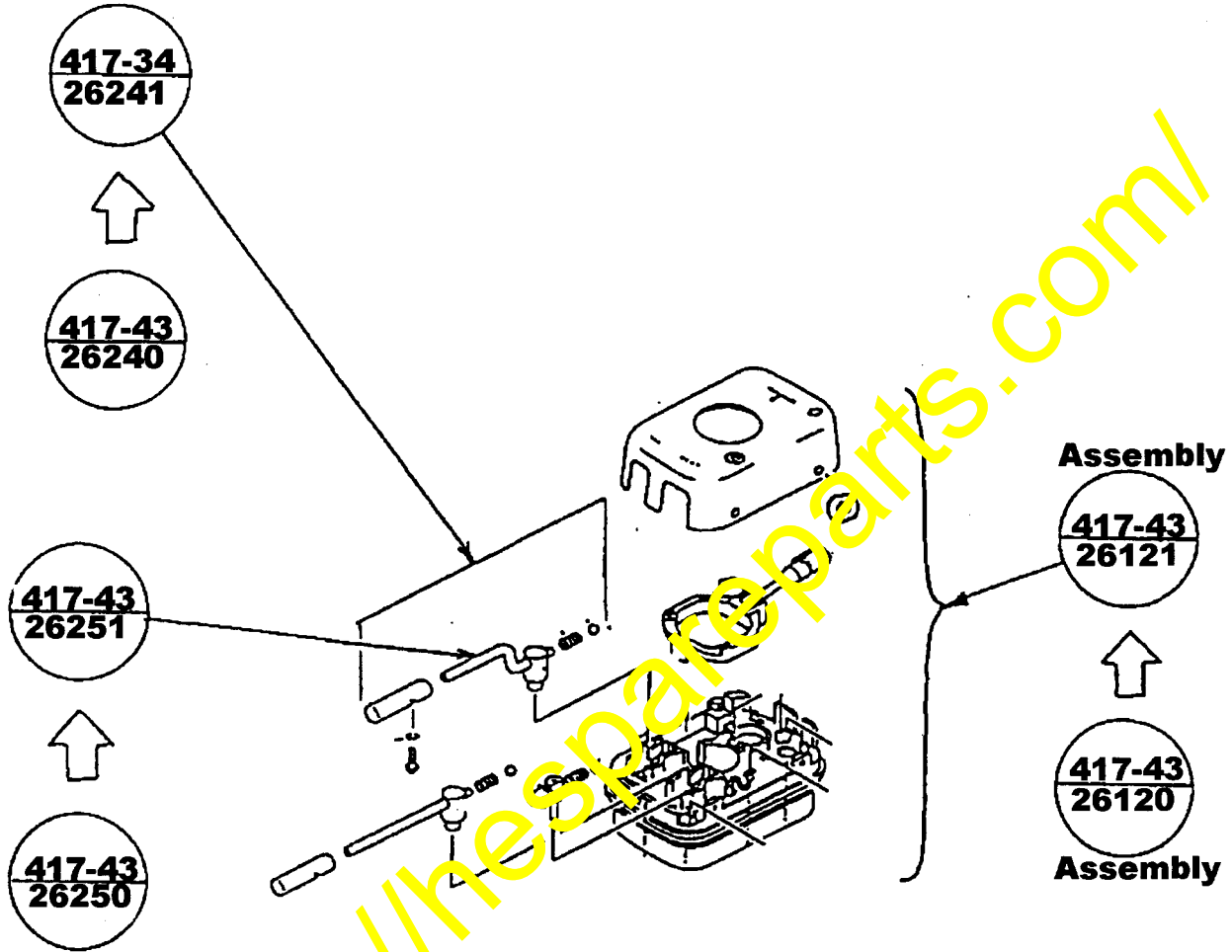
#### 4. Contents of the modification

The junction method for the F/R lever, which is apt to be operated quite frequently, to the roller boss has been modified as illustratively explained below to improve its service life.

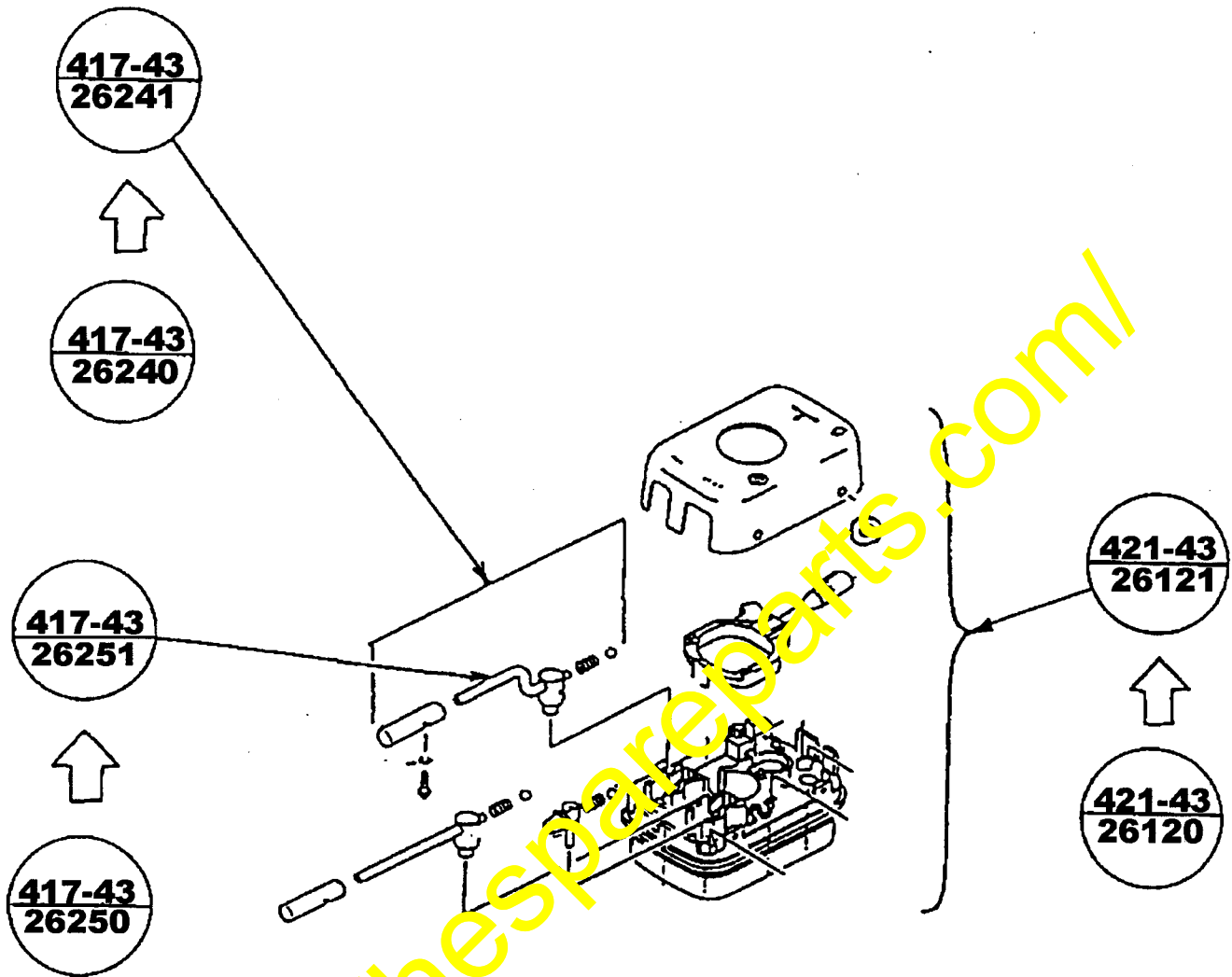


When making this modification to enhance the service life of the F/R lever, replace the following parts.

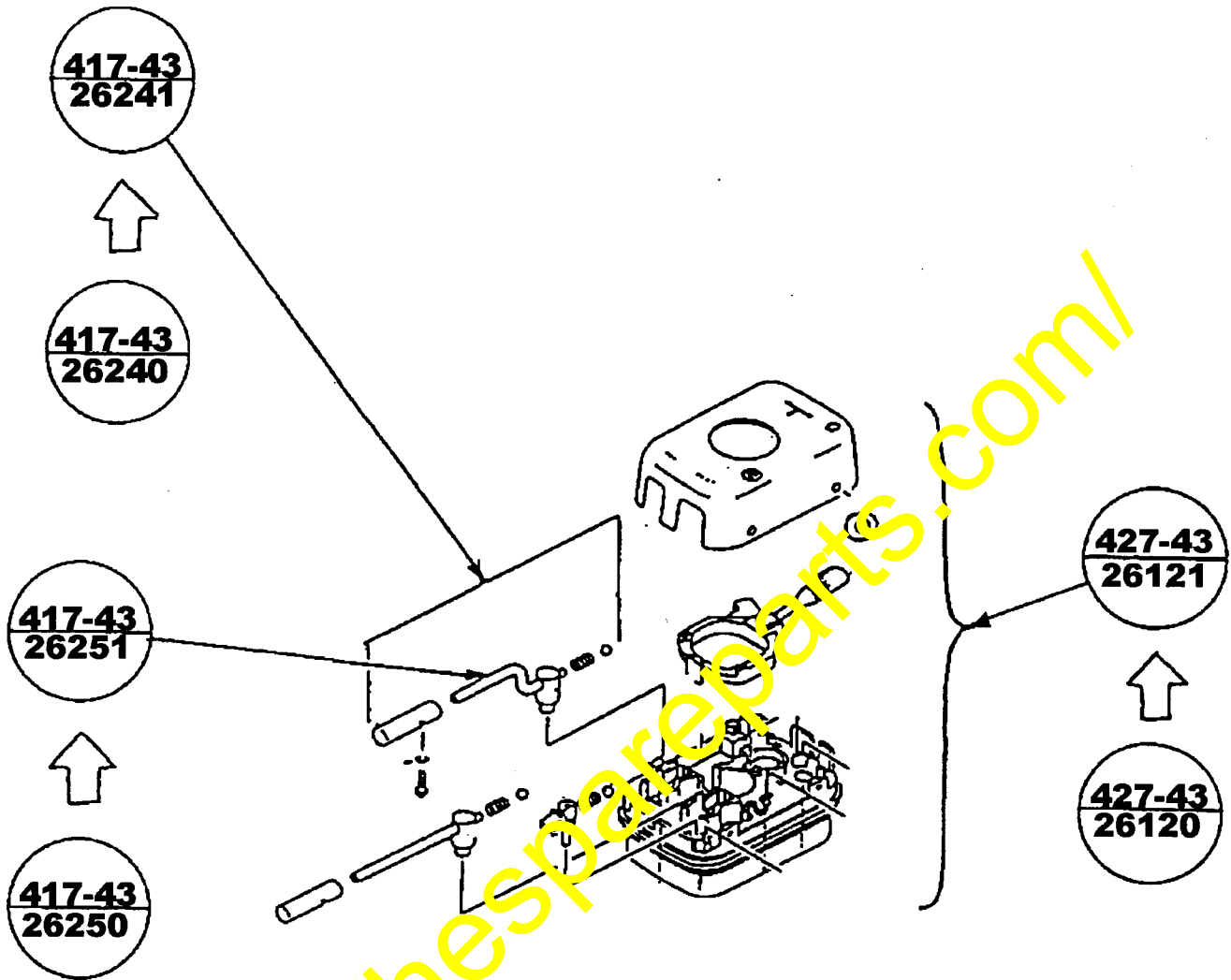
In cases of WA100-3 thru WA250-3 (WA330-3 Excel and WA320-3 vehicles being produced by KCCM and in turkey)



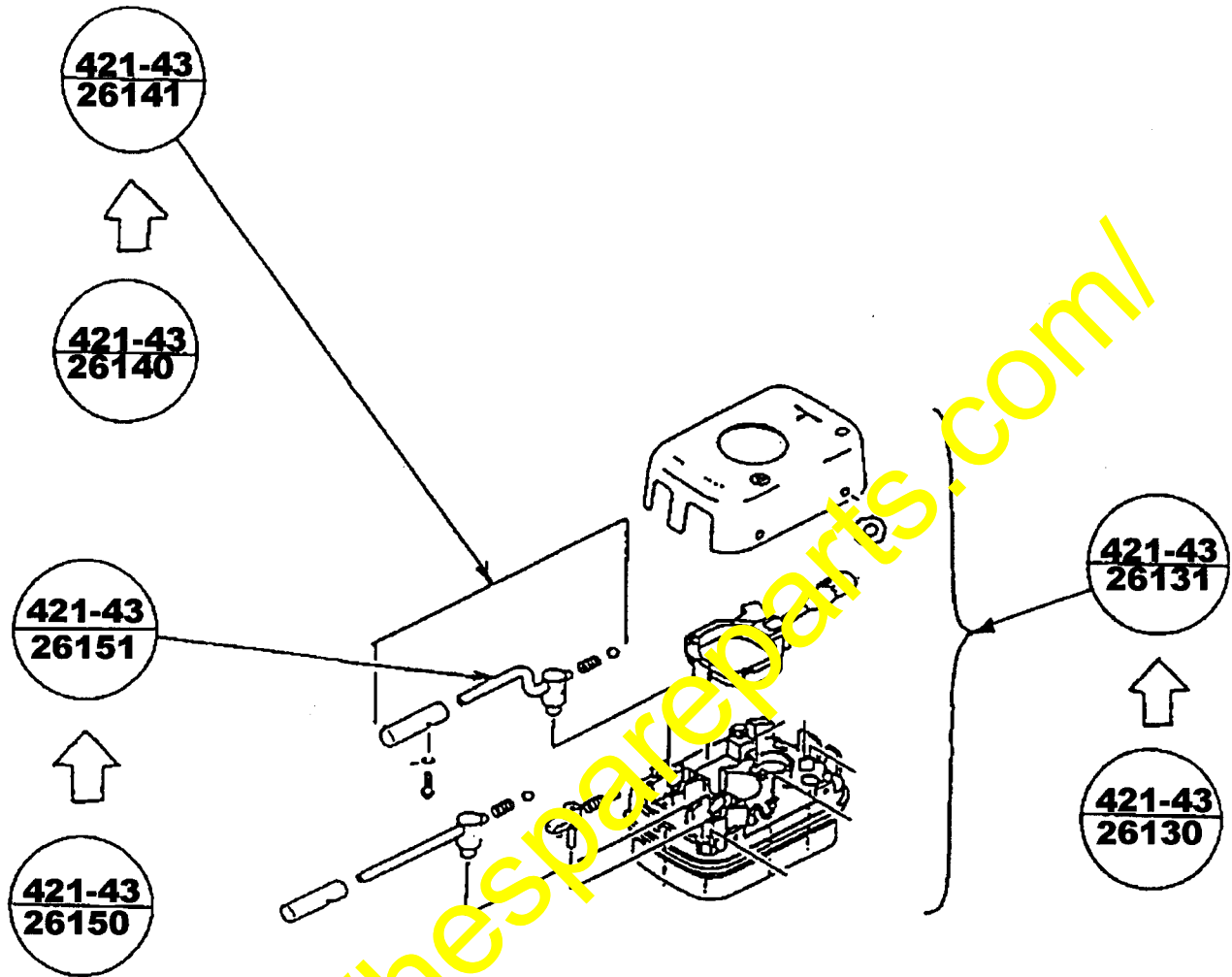
In cases of WA300-3 thru WA700-3; WD420-3, WF350-3 and WF450T-3



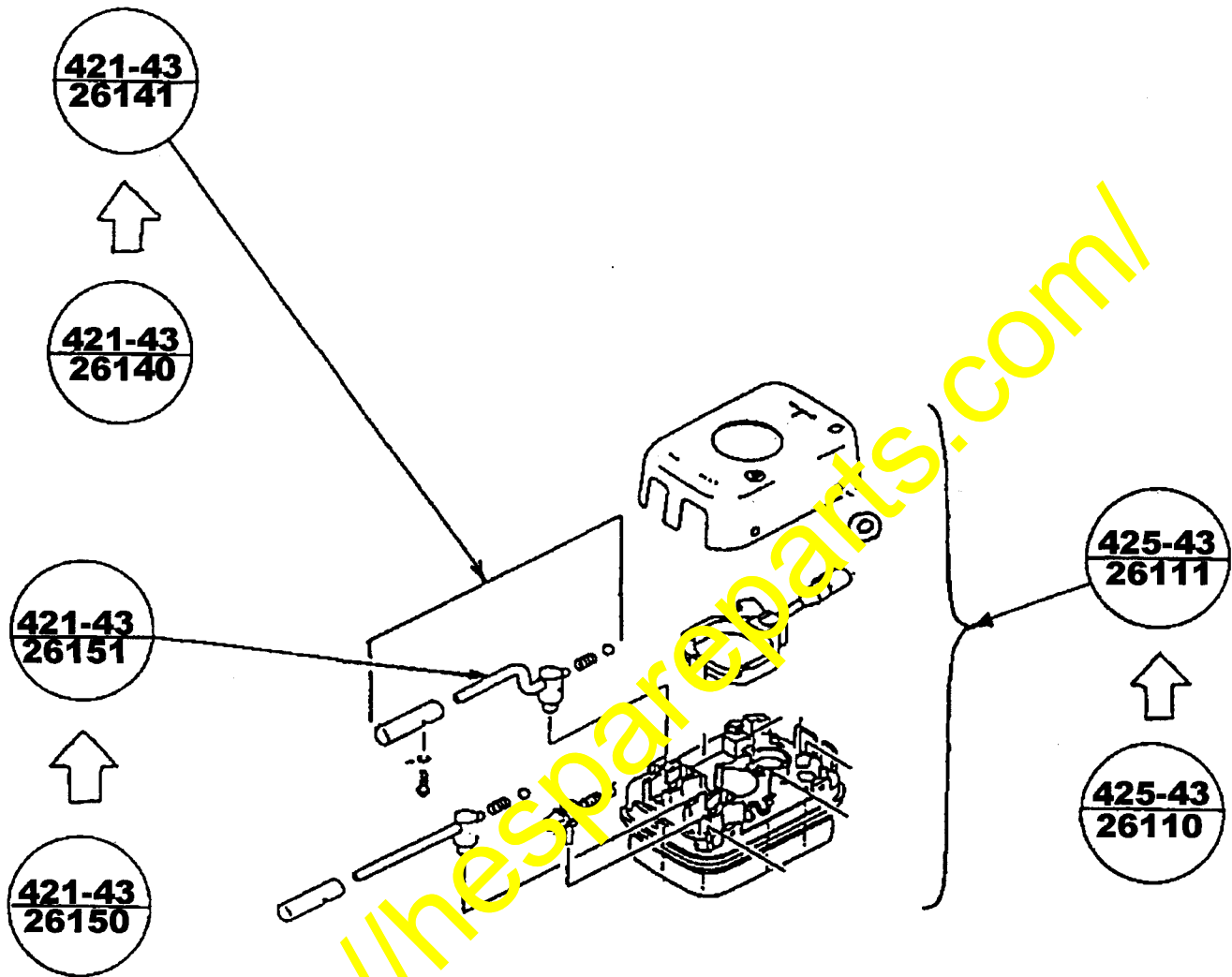
In cases of WA800-3 and WA900-3



In cases of WA180-3 European spec. Vehicles and WA320-3 thru Wa470-3 KOHAG production vehicles

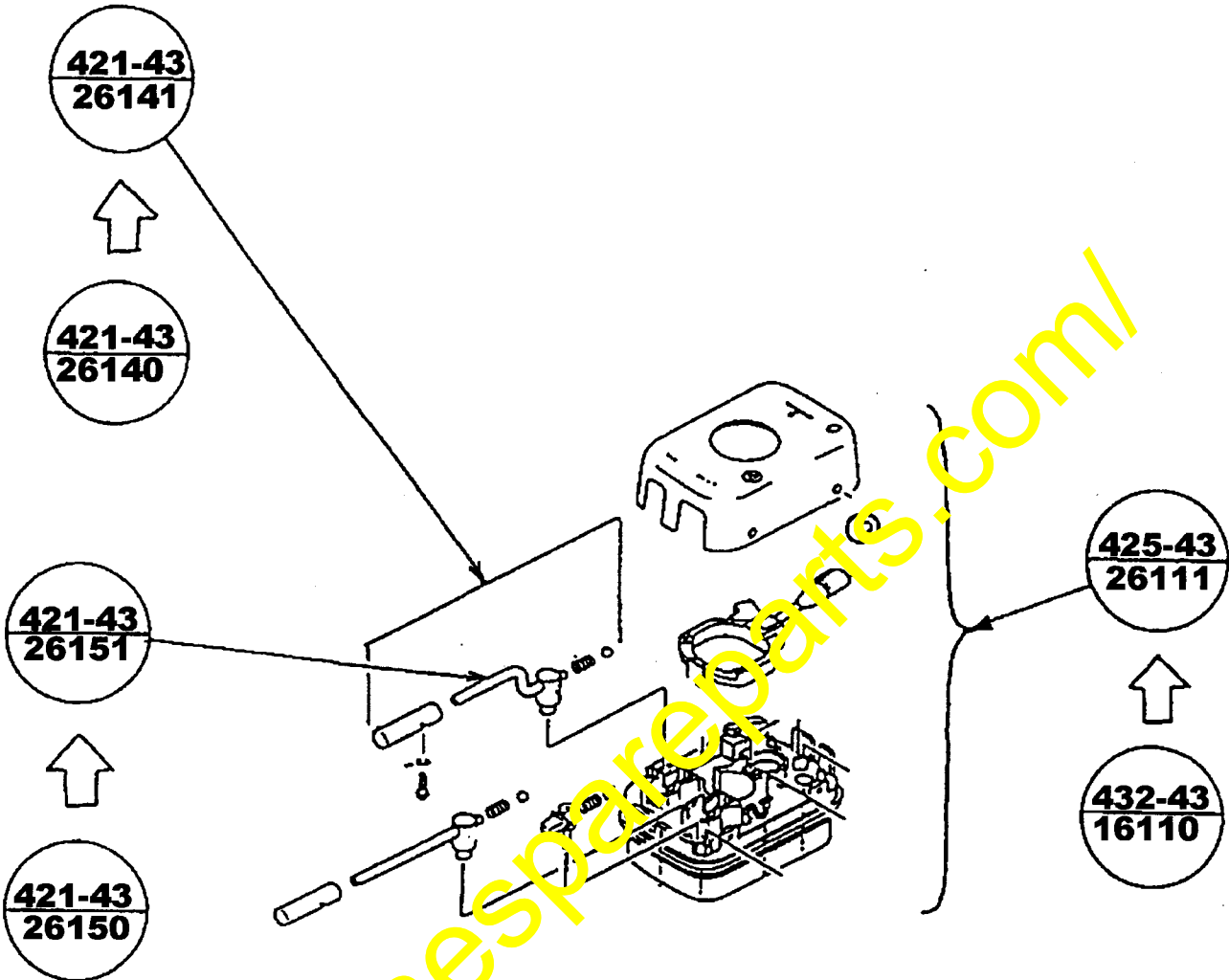


In cases of WA500-3 and WA600-3 European spec. vehicles





In cases of WT250E-1 and WT500E-1



<https://hespareparts.com/>