

PARTS & SERVICE NEWS	REF NO.	AH04512
	DATE	July 30, 2004

(C)

Page 1 of 9

SUBJECT: Modification of the anticavitation system of the Backhoe Excavators

PURPOSE: Improvement of the availability

APPLICATION: H 185 (SN06151, 06159, 06161, 06163, 06166, 06168, 06169, 06172, 06173, 06183)
H 255 (SN06176, 06188)
PC3000-1 (SN06181 – 06204)

FAILURE CODE: P160MA

DESCRIPTION:

1. General description
2. Modification procedure
3. Required new parts
4. Illustrations
 - Illustration 1
 - Illustration 2
 - Illustration 3
 - Illustration 4
 - Illustration 5
 - Illustration 6
 - Illustration 7

1. General description

- The Anticavitation Valve for the function "Dumping the backhoe bucket" will be removed from the first control block.
- For this function a new Anticavitation Valve (bigger size) will be installed at the manifold section C.
- Modification of piping

2. Modification procedure

Illustration 1:

- Remove the Anticavitation Valve 68.3 from the first Main Control Block.
- Reinstall the Cover Plate 69.5 by using the new screws (34; table C).

Illustration 2:

- Install the new Anticavitation Valve (64.2) (pos. 4; table B) in section “C” of the manifold between the secondary valve (65.1) and the manifold by using the new screws(25; table B).

Illustration 3:

- Replace the pipe (7) and install the new pipes (5) and (31) by using the additional parts (13; 15; 16).

Illustration 4; 5; 6; 7:

- Install the welding plate (68) as shown on **illustration 5** (refer also to **illustration 7**).
- Renew hose (4) and install the new hose (63), the socket (62) and the socket (49).
- Fasten the hose (63) with clamp assy. (64-67) at the welding plate (68).
- Renew pipe (16).

<https://hespareparts.com/>

3. Required new parts

Table A (refer to illustration 4)

Pos.	Quantity	Part no.	Designation
4*	1	517 019 98	Hose
16*	1	927 981 40	Pipe
49	1	374 415 99	Socket
62	1	516 178 98	Socket
63	1	517 693 98	Hose 40x2400
64	2	308 459 99	Bolt
65	1	502 965 98	Cover plate
66	1	502 626 98	Grommet
67	1	506 371 98	Clamp
68	1	502 961 98	Welding plate

Table B (refer to illustration 3)

Pos.	Quantity	Part no.	Designation
4	1	907 621 40	Anticavitation valve
5	1	566 010 40	Pipe
7*	1	929 092 40	Pipe
13	1	374 416 99	Socket
15	1	372 171 99	Union
16	1	371 952 99	Union
25	4	514 529 98	Bolt
31	1	929 093 40	Pipe

Table C (refer to illustration 2)

Pos.	Quantity	Part no.	Designation
34	4	319 255 99	Bolt

* are replacing existing parts

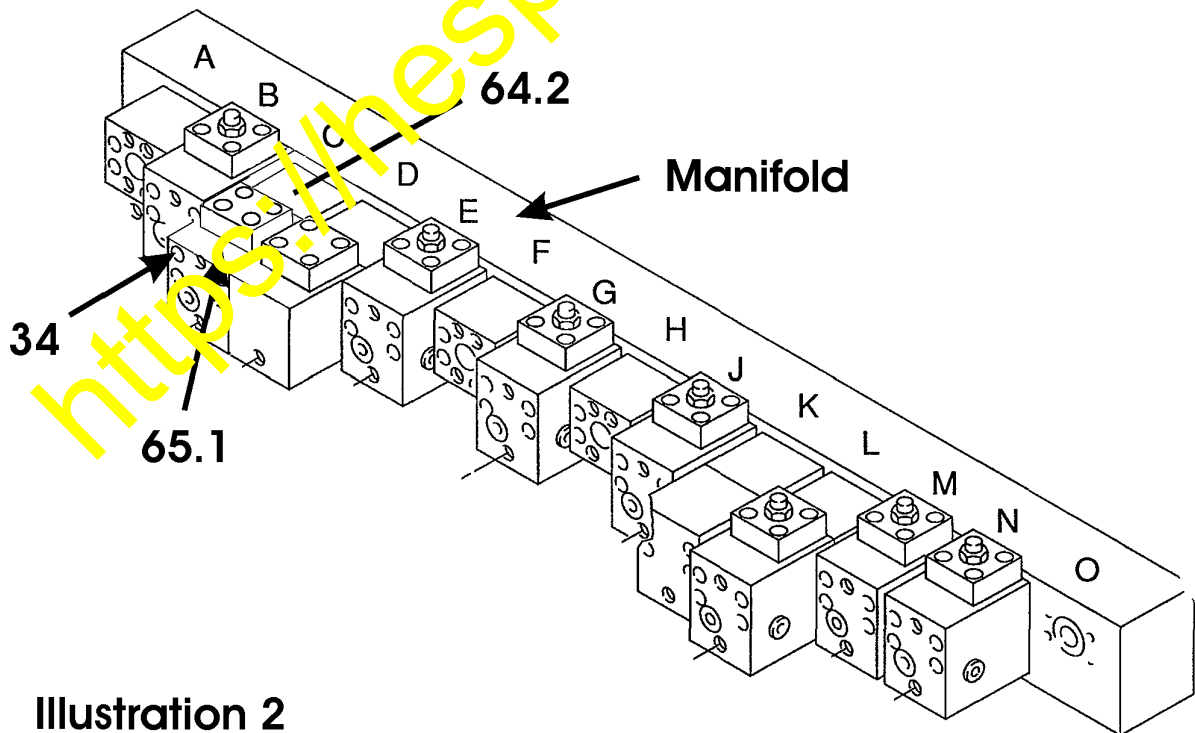
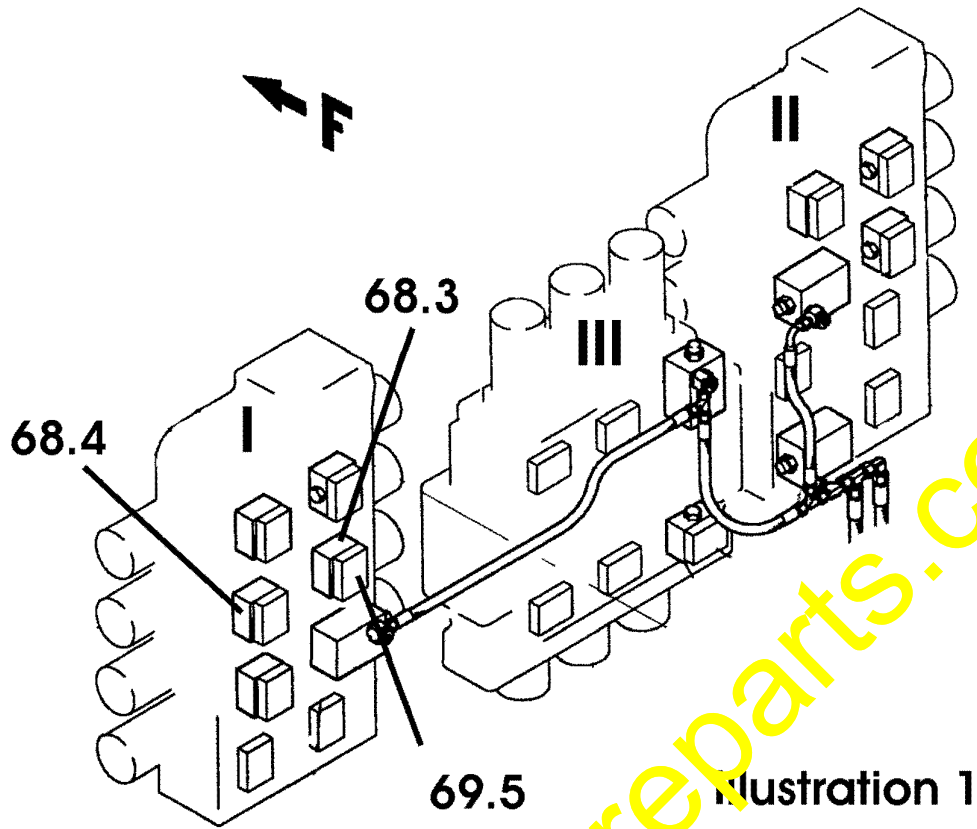


Illustration 2

Illustration 3

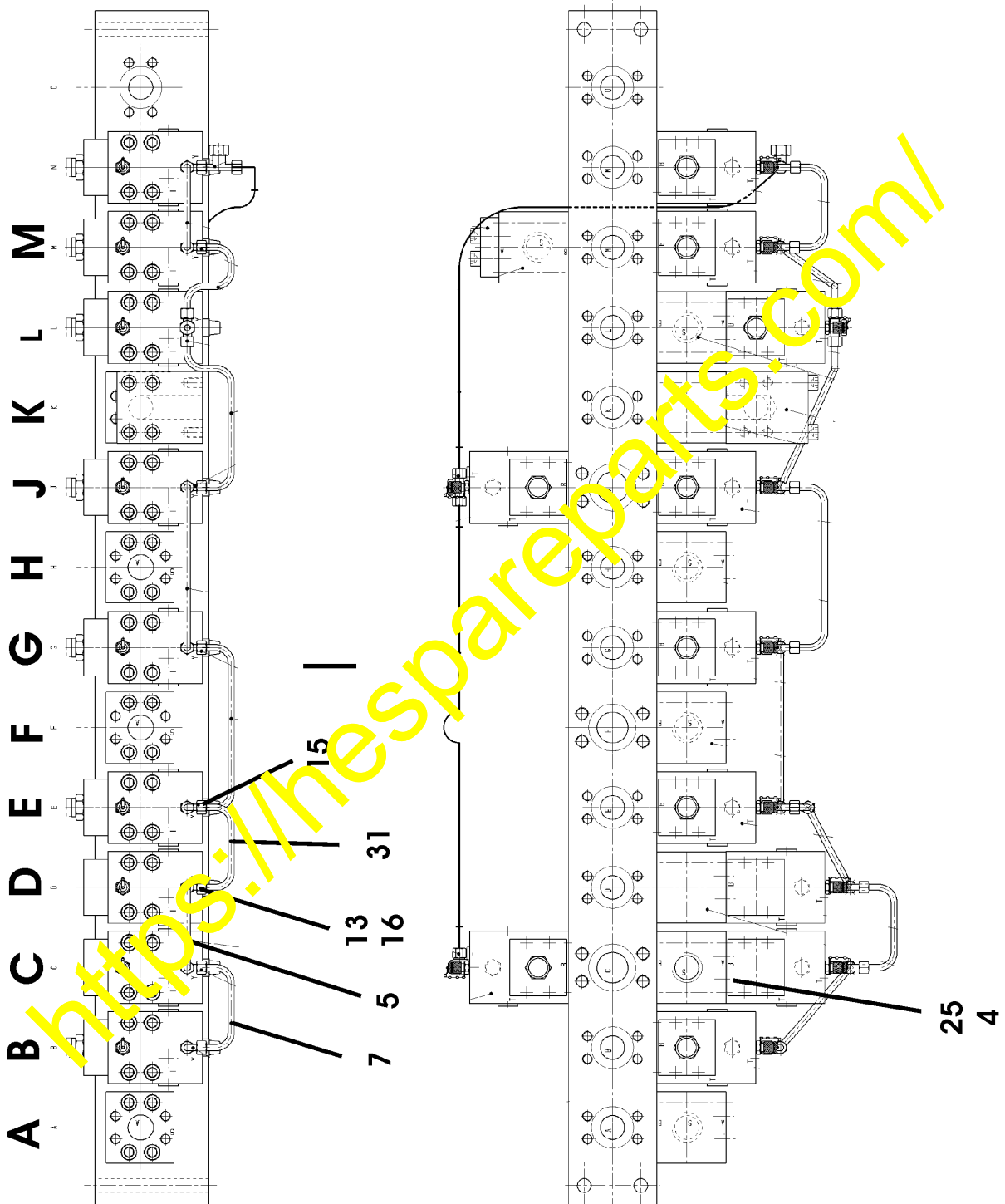
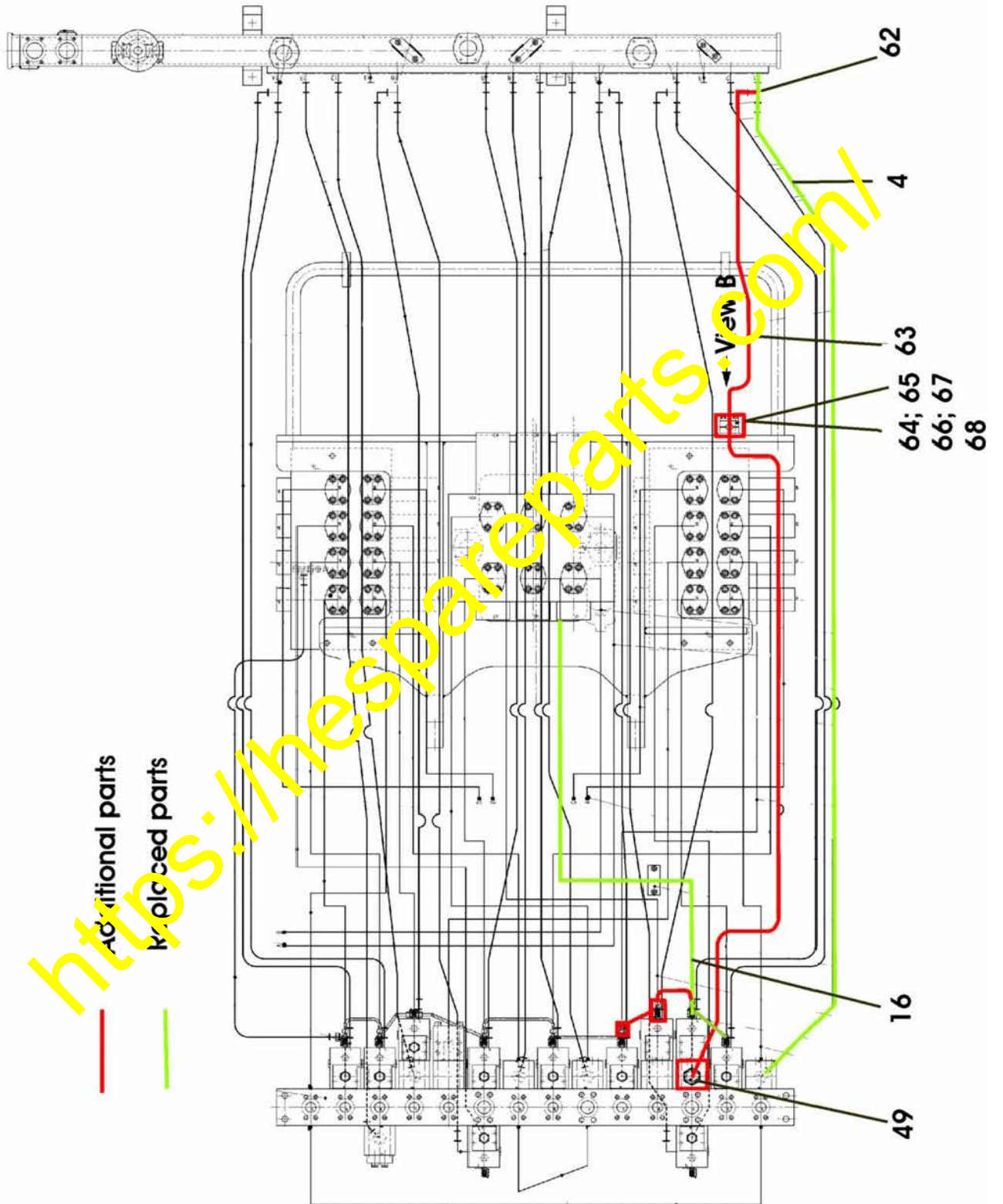


Illustration 4



View B (Refer to Illustration 4)

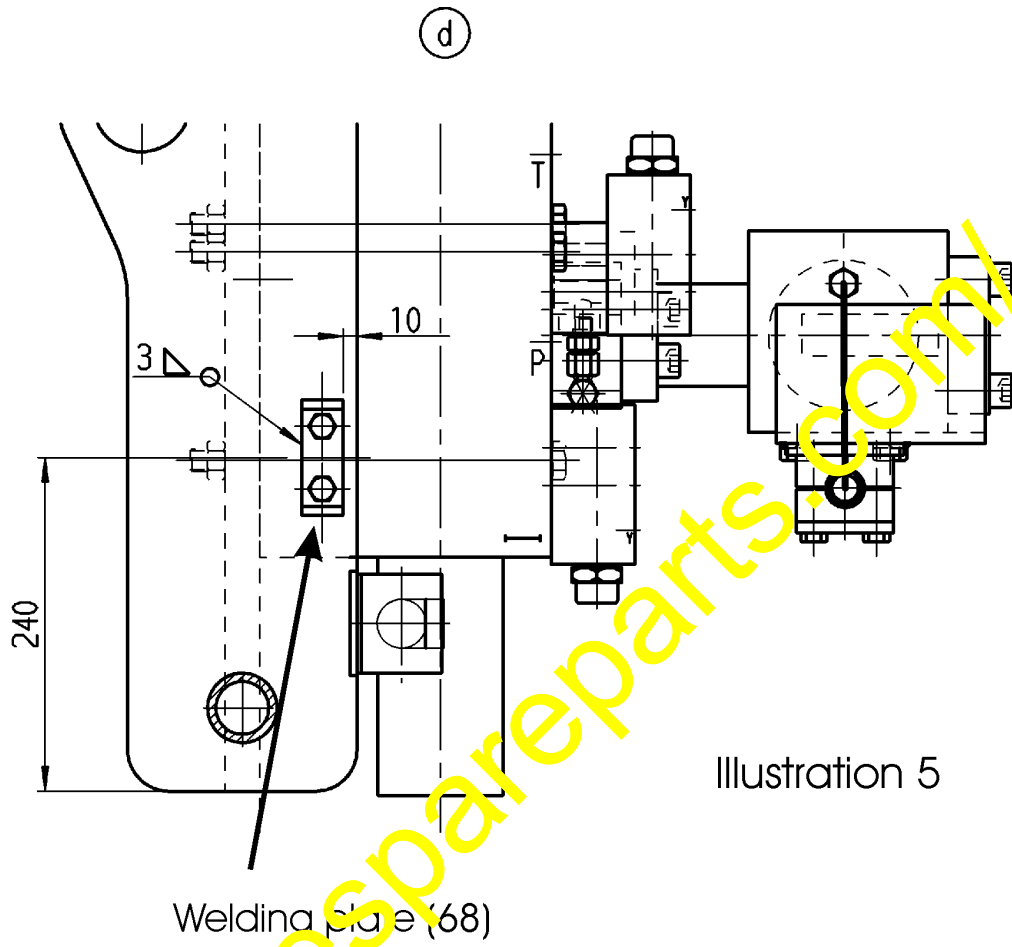
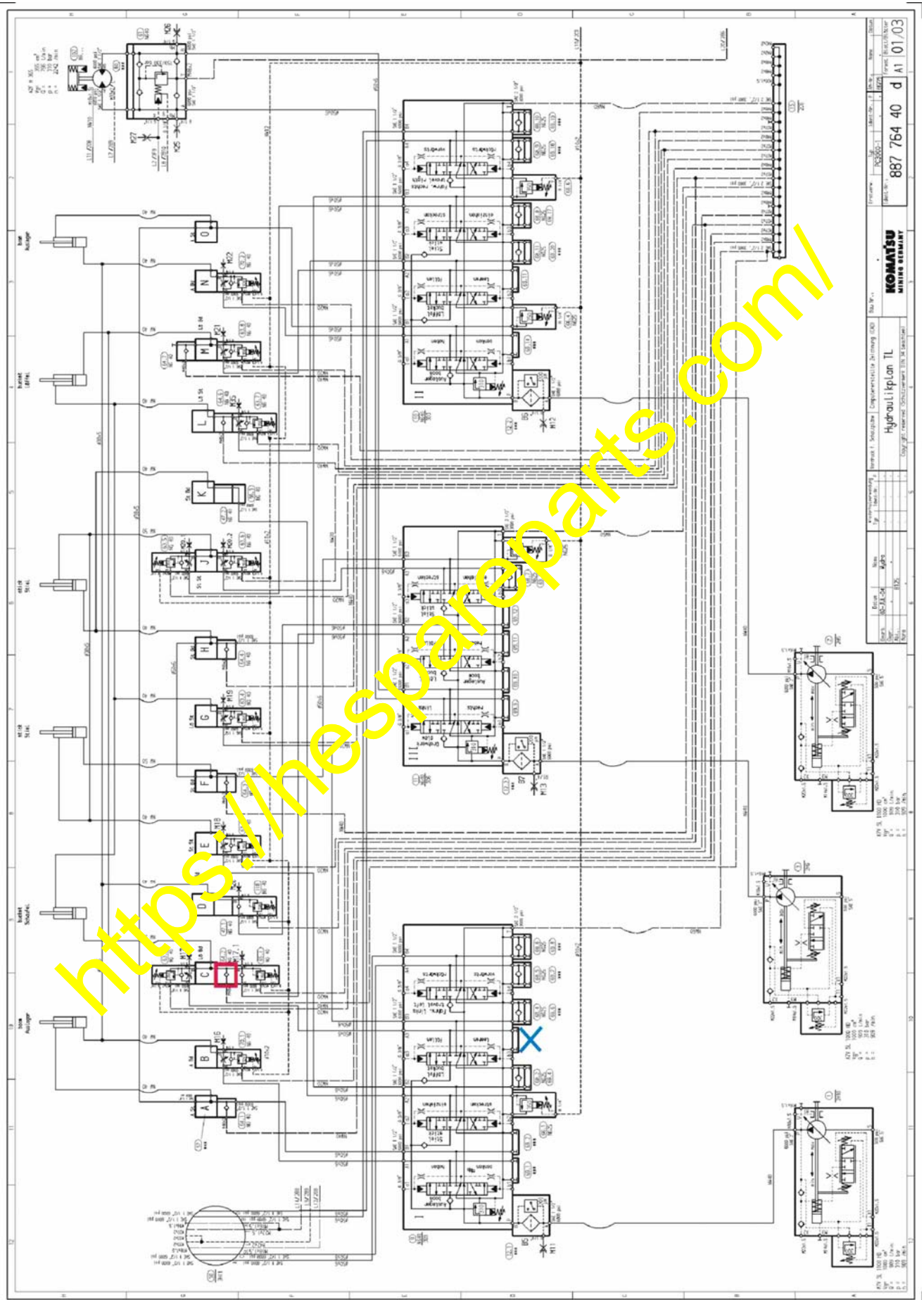



Illustration 6





New clamp Assy.(64-68)




Illustration 7

Renewed hose (4)