

**PARTS & SERVICE
NEWS**

REF NO.	AT00119
DATE	Jul. 11, 2000

Page 1 of 8

SUBJECT: REPAIR OF WEAR-PRONE FUEL INJECTION PUMP AIR BLEEDING PIPING CLAMP SECTION ON HD785-3, 5, HD985-3, 5

PURPOSE: To introduce modification procedures to prevent occurrence of wear at the clamped section of the air bleeding piping for the fuel circuit for the fuel injection pump on HD785-3, HD785-5, HD985-3 and HD985-5 electric engine throttle controller spec. dump trucks

APPLICATION: HD785-3 Dump Trucks, None
 HD785-5 Dump Trucks, Serial Nos. 4001 thru 4144
 (Engine Nos. 11755 thru 12503)
 HD985-3 Dump Trucks, Serial Nos. 1020
 (Engine Nos. 11777)
 HD985-5 Dump Trucks, Serial Nos. 1021 thru 1049
 (Engine Nos. 11831 thru 12538)

FAILURE CODE: A7S140

DESCRIPTION:

1. Introduction

Regarding the captioned matter, by rubbing between the air bleeding piping for the fuel circuit and its clamp being caused by vibrations of the engine, the air bleeding piping may wear to create holes in its clamped section resulting in fuel leakage.

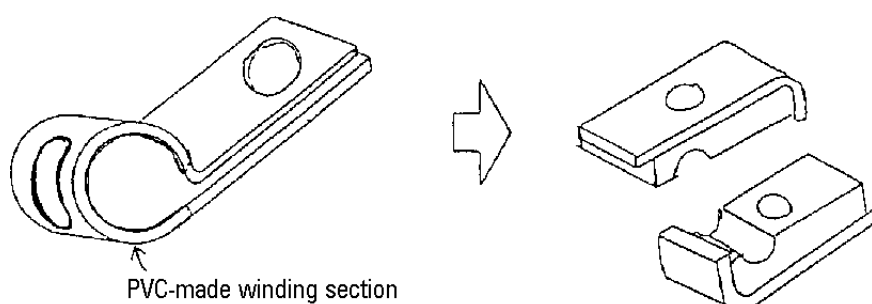
To prevent occurrence of the aforementioned fuel leakage failure, make the modification being introduced in this Service News.

2. List of parts

Part No.	Part Name	Purpose of part	Q'ty	Remarks	
6215-71-6931 (04434-51008)	Clamp (Clamp)	Replacement	1 (1)	No. 45	
6215-71-6941	Clamp	Addition	1	No. 45	
6167-11-8220 (6144-11-5630)	Spacer (Spacer)	}	1 (1)	No. 39	
01010-80860 (01010-80850)	Bolt (Bolt)		1 (1)	No. 40	
6215-71-7990	Tube		1	No. 44 #11755 - 11766	
6215-71-8930	Tube	}	1	No. 44 #11767 -	
07005-01412	Gasket		6	Consumable part	
561-04-61440 (561-35-62532)	Bracket (Bracket)	Replacement	1 (1)	} Chassis side parts (Refer to page 5.)	
561-04-61450	Bracket	}	1		
01010-81025	Bolt		2		
01643-31032	Washer		2		
01011-81070	Bolt		1		
01643-31032	Washer		2		
581-35-23540	Insulator		Addition		1
424-09-12570	Clip				2
561-43-41620	Insulator				1
01010-81025	Bolt		1		
01643-31032	Washer	}	1		

3. Contents of the modification

Change the clamps from the winding-type clamps (04434-XXXXX) to molded clamps.



4. Modification procedures

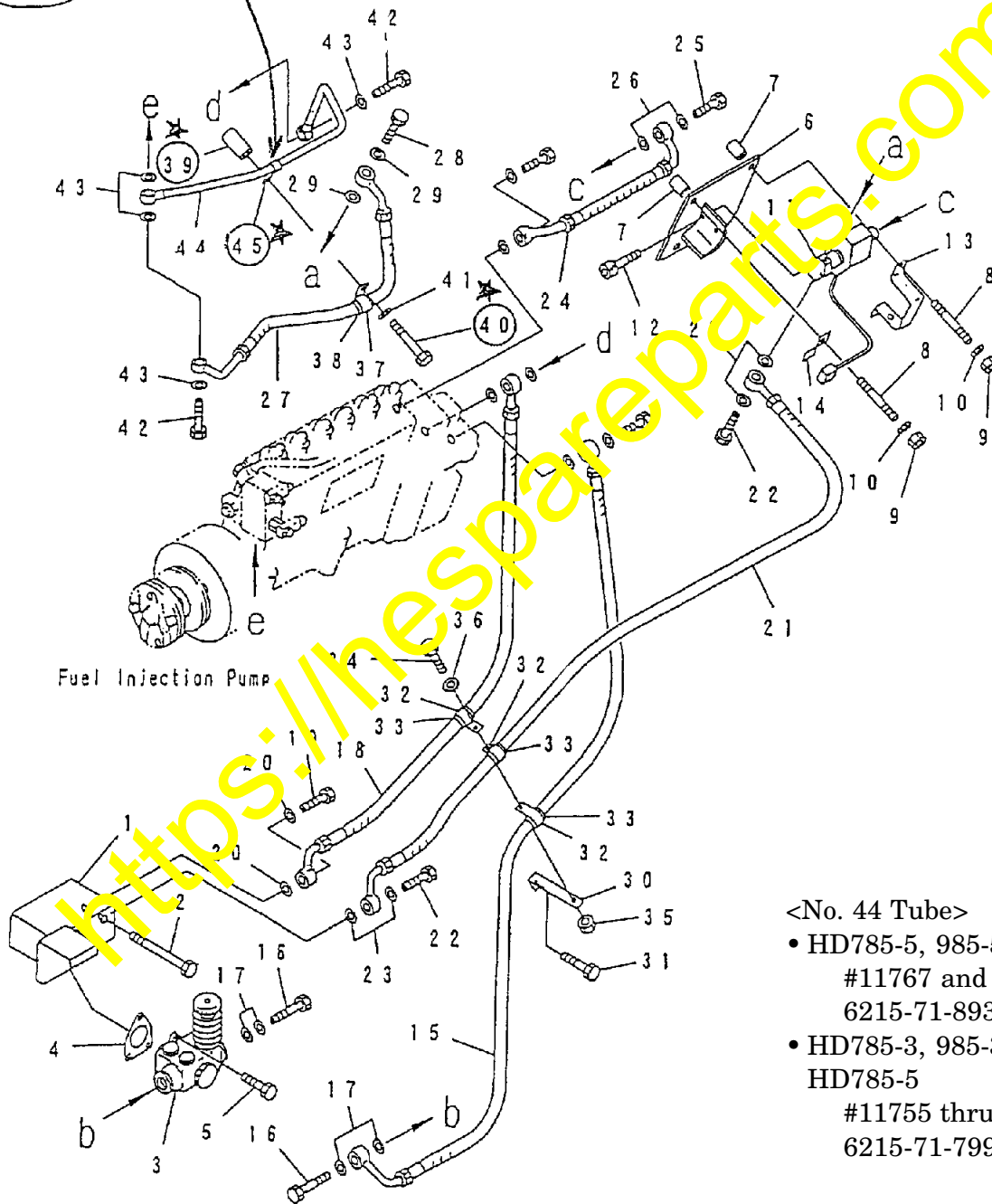
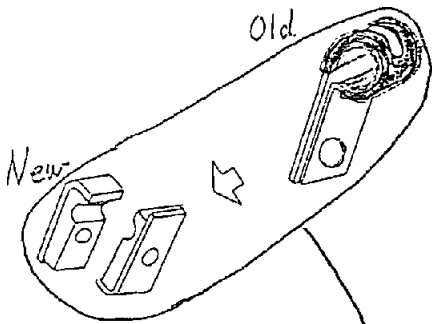
(1) Bolt tightening torque:	M8 bolts	27.5 – 34.3 Nm (2.8 – 3.5 kgm)
	M10 bolts	58.9 – 73.5 Nm (6 – 7.5 kgm)

(2) Necessary parts for this modification (Refer to the next page.)

Bolts No. 40
Spacers No. 39
Clamps No. 45
and chassis side parts

<https://hespareparts.com/>

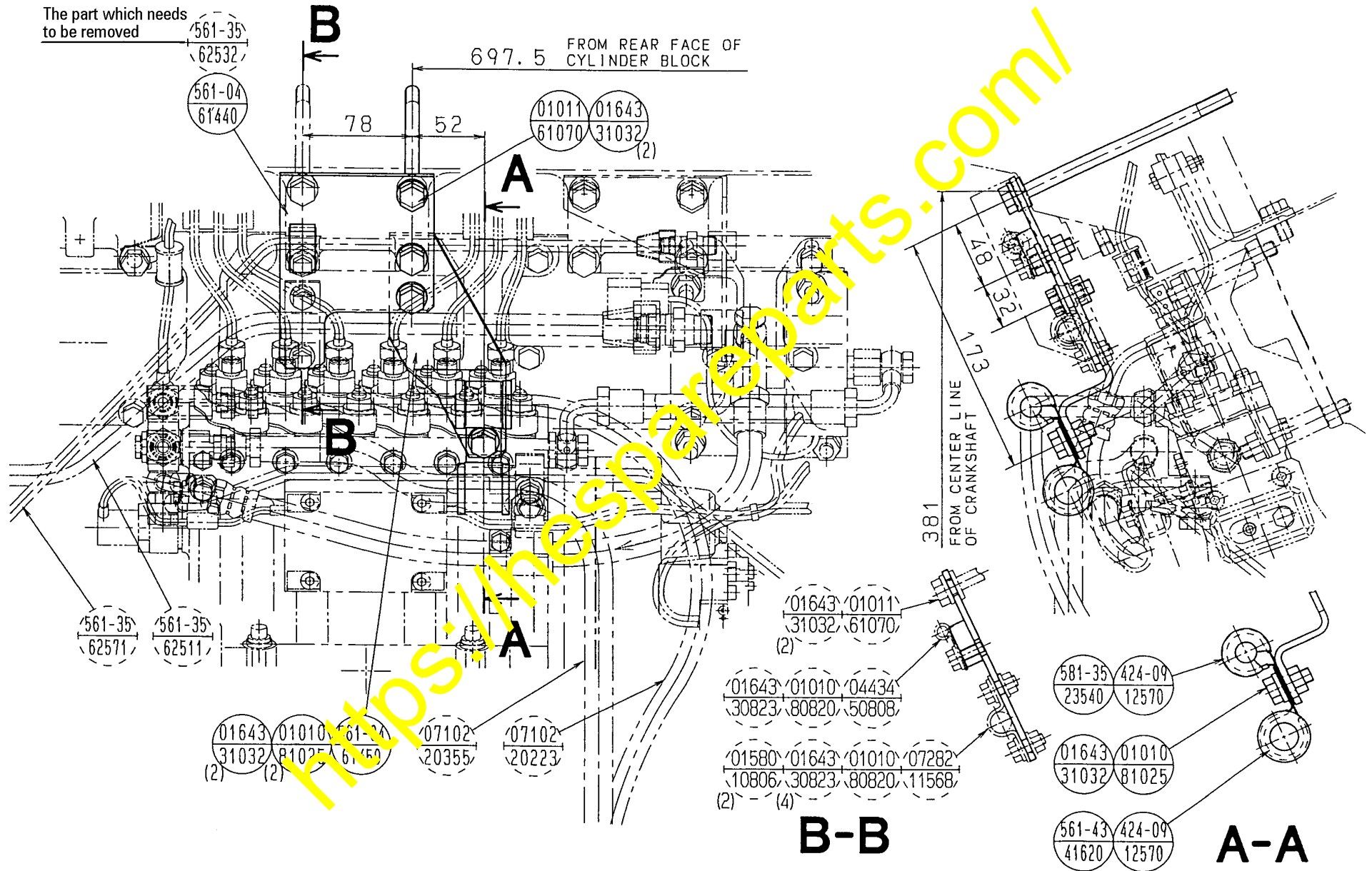
Drwg. No.	NEW			OLD		
	Part No.	Part Name	Q'ty	Part No.	Part Name	Q'ty
45	6215-71-6931	Clamp	1	04434-51008	Clip	1
	6215-71-6941	Clamp	1			
40	01010-80860	Bolt	1	01010-80850	Bolt	1
39	6167-11-8220	Spacer	1	6144-11-5630	Spacer	1



- <No. 44 Tube>
- HD785-5, 985-5:
#11767 and up
6215-71-8930
 - HD785-3, 985-3:
HD785-5
#11755 thru 11766:
6215-71-7990

Fuel piping (L.H. bank) (For electrical governor) #11755 and up

Chassis side parts



Detail drawing for supplementation of clamps for the fuel return hose

HD785-5: List of applicable vehicles

Note: It is not necessary to install the bracket to the vehicles being equipped with the modified fuel outlet port joint.

Legends: ○: Modification is required.

—: Modification is not required.

No.	Serial Nos. of the chassis	Serial Nos. of the engines	Destinations	Necessary parts		Remarks
				Chassis side bracket	Clamps	
1	4025	11845	Niger	○	○	
2	4026	11846	Niger	○	○	
3	4113	12228	Niger	—	○	
4	4002	11756	NS Komatsu	○	○	625-71-7990
5	4004	?	NS Komatsu	○	○	
6	4015	11814	NS Komatsu	○	○	
7	4016	11815	NS Komatsu	○	○	
8	4019	11819	NS Komatsu	○	○	
9	4020	11820	NS Komatsu	○	○	
10	4027	11847	NS Komatsu	○	○	
11	4028	11848	NS Komatsu	○	○	
12	4029	11852	NS Komatsu	○	○	
13	4030	11853	NS Komatsu	○	○	
14	4048	11941	NS Komatsu	○	○	
15	4050	11942	NS Komatsu	○	○	
16	4060	11989	NS Komatsu	○	○	
17	4061	11990	NS Komatsu	○	○	
18	4062	11991	NS Komatsu	○	○	
19	4063	11992	NS Komatsu	○	○	
20	4064	11993	NS Komatsu	○	○	
21	4074	12037	NS Komatsu	○	○	
22	4075	12038	NS Komatsu	○	○	
23	4083	12070	NS Komatsu	○	○	
24	4083	12071	NS Komatsu	○	○	
25	4116	12234	Indonesia	—	○	
26	4117	12235	Indonesia	—	○	
27	4118	12236	Indonesia	—	○	
28	4017	11817	Spain	○	○	
29	4018	11818	Spain	○	○	
30	4041	11914	Tanzania	○	○	
31	4043	11915	Tanzania	○	○	
32	4087	12072	Tanzania	○	○	
33	4088	12073	Tanzania	○	○	

No.	Serial Nos. of the chassis	Serial Nos. of the engines	Destinations	Necessary parts		Remarks
				Chassis side bracket	Clamps	
34	4092	12089	Tanzania	○	○	
35	4093	12090	Tanzania	○	○	
36	4094	12091	Tanzania	○	○	
37	4095	12092	Tanzania	○	○	
38	4106	12198	Tanzania	—	○	
39	4107	12207	Tanzania	—	○	
40	4108	12208	Tanzania	—	○	
41	4109	12209	Tanzania	—	○	
42	4112	12227	Tanzania	—	○	
43	4110	12215	Rep. of South Africa	—	○	
44	4111	12216	Rep. of South Africa	—	○	
45	4012	11802	Rep. of South Africa	○	○	
46	4014	11808	Rep. of South Africa	○	○	
47	4021	11833	Rep. of South Africa	○	○	
48	4022	11834	Rep. of South Africa	○	○	
49	4072	12035	Rep. of South Africa	○	○	
50	4073	12036	Rep. of South Africa	○	○	
51	4054	11976	Philippines	○	○	
52	4055	11977	Philippines	○	○	
53	4056	11978	Philippines	○	○	
54	4057	11979	Philippines	○	○	

	Chassis side bracket	Clamps
Niger	2	3
NS Komatsu	21	21
Indonesia	0	3
Spain	2	2
Tanzania	8	13
Rep. of South Africa	6	8
Philippines	4	4
Sub-total of HD785	43	54

HD985-3/HD985-5: List of applicable vehicles

Note: It is not necessary to install the bracket to the vehicles being equipped with the modified fuel outlet port joint.

Legends: ○: Modification is required.

—: Modification is not required.

No.	Serial Nos. of the chassis	Serial Nos. of the engines	Destinations	Necessary parts		Remarks
				Chassis side bracket	Clamps	
1	1022	11850	NS Komatsu	○	○	
2	1023	11851	NS Komatsu	○	○	
3	1024	11884	NS Komatsu	○	○	
4	1025	11885	NS Komatsu	○	○	
5	1026	11944	NS Komatsu	○	○	
6	1027	11945	NS Komatsu	○	○	
7	1028	11949	NS Komatsu	○	○	
8	1029	11950	NS Komatsu	○	○	
9	1030	11954	NS Komatsu	○	○	
10	1031	11955	NS Komatsu	○	○	
11	1032	11956	NS Komatsu	○	○	
12	1033	11957	NS Komatsu	○	○	
13	1034	12028	NS Komatsu	○	○	
14	1035	12029	NS Komatsu	○	○	
15	1036	12030	NS Komatsu	○	○	
16	1037	12031	NS Komatsu	○	○	
17	1038	12039	NS Komatsu	○	○	
18	1039	12040	NS Komatsu	○	○	
19	1041	12064	NS Komatsu	○	○	
20	1043	12065	NS Komatsu	○	○	
21	1044	12067	NS Komatsu	○	○	
22	1045	12068	NS Komatsu	○	○	
23	1046	12459	NS Komatsu	—	○	
24	1047	12460	NS Komatsu	—	○	
25	1048	12461	NS Komatsu	—	○	
26	1049	12538	Belgium	—	○	

	Chassis side bracket	Clamps
NS Komatsu	22	25
Belgium	0	1
Sub-total of HD985	22	26
Sub-total of HD785	43	54
Grand total	65	80