

# PARTS & SERVICE NEWS

REF NO.	AT04013
DATE	Feb. 3, 2004
(C) Page 1 of 3	

**SUBJECT:** MODIFICATION OF THE MUD GUARD FOR THE BODY ON HM300-1, HM350-1 AND HM400-1

**PURPOSE:** To introduce the modification of the mud guard for the body on HM300-1, HM350-1, and HM400-1.

**APPLICATION:** HM300-1 Articulated Dump Trucks, Serial Nos.1001 thru 1088  
 HM350-1 Articulated Dump Trucks, Serial Nos.1001 thru 1059  
 HM400-1 Articulated Dump Trucks, Serial Nos.1001 thru 1113

**FAILURE CODE:** 792HHA

**DESCRIPTION:**

1. Introduction

The bracket weld may be cracked by warp on the side plate of the body due to impact and earth pressure when loaded. In such a case, make a modification in the manner introduced by this Service News.

## 2. Description of Modification

To prevent cracks in the bracket weld of the mud guard for the body, rigidity was improved by changing to full arc weld as shown below (See Fig.1).

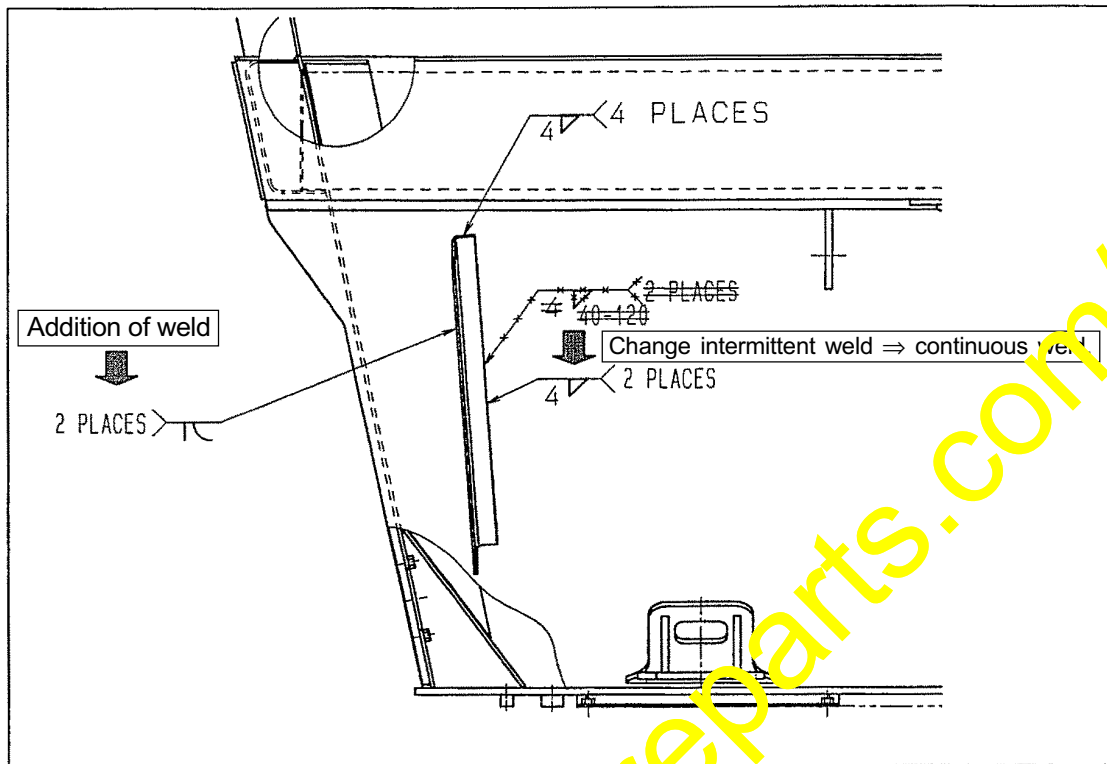


Fig. 1

## 3. Procedure of Modification

- 3-1 Stop the vehicle on the flat ground, chock the wheels and stop the engine.
- 3-2 Remove the guard and plate to avoid damage during mending by weld (See Fig. 2).  
Care should be taken not to lose the parts removed, because they will be reused.
- 3-3 Remove the welded bracket and clear welding beads.
- 3-4 Mend by weld as shown in Fig. 1.
- 3-5 Install the guard and plate removed.

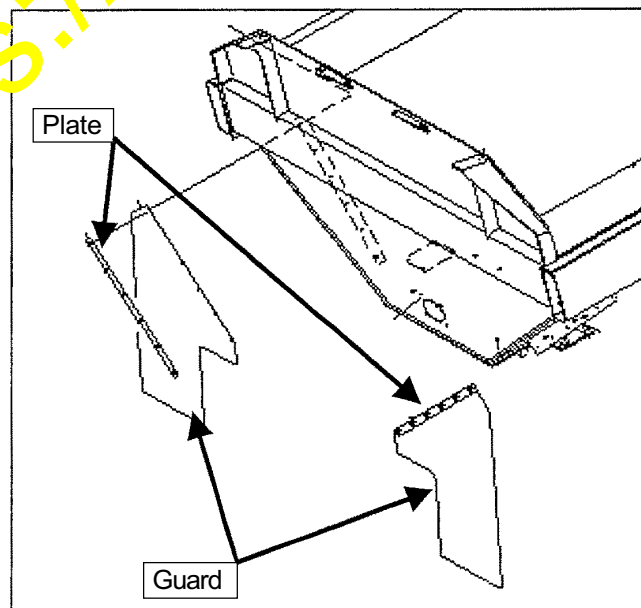


Fig. 2

- 3-6 If the bracket is damaged and it cannot be reused, make the bracket with the shape as shown in Fig.3 and carry out weld according to Fig.1.  
(The bracket is common to HM300-1, HM350-1, and HM400-1.)

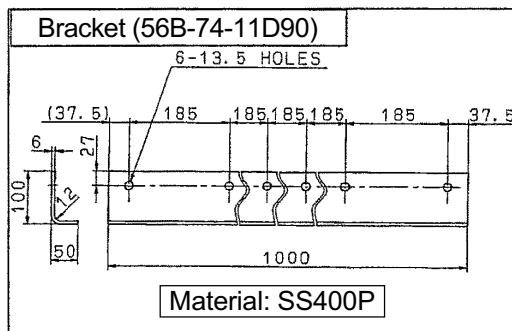


Fig. 3

- 3-7. For installation dimensions of the bracket, conform to the following.

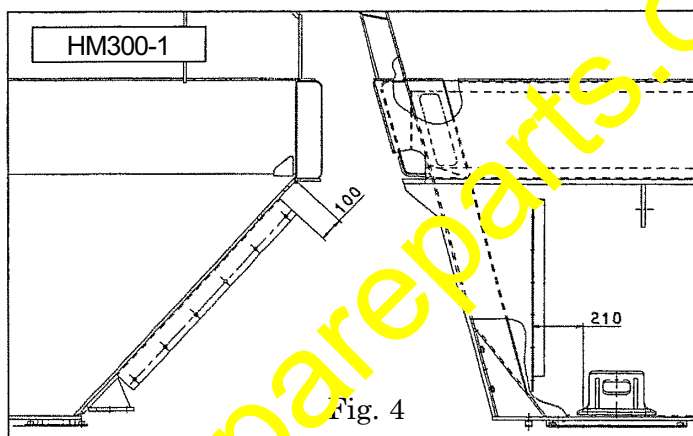


Fig. 4

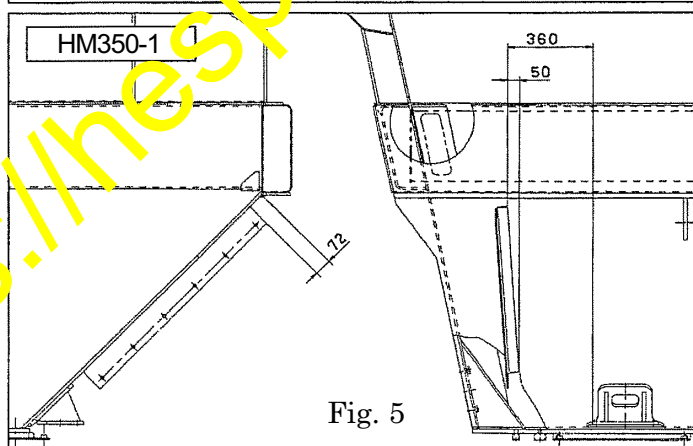


Fig. 5

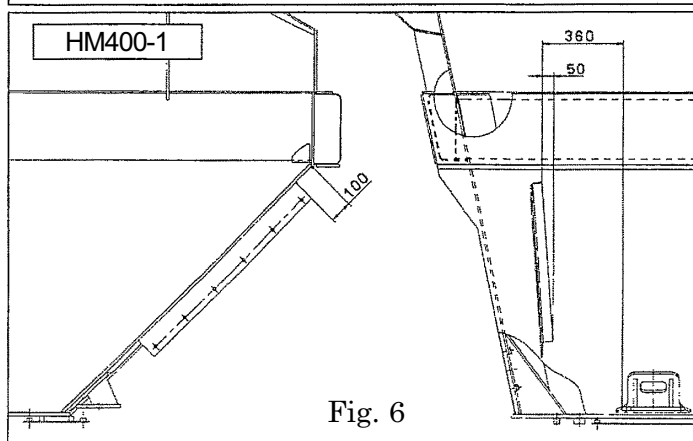


Fig. 6