

PARTS & SERVICE NEWS

REF NO. AT04184

DATE July 7, 2004

(C)

Page 1 of 4

SUBJECT: CANCELLATION OF FRONT COVER GASKET

PURPOSE: To inform Field Personnel

APPLICATION: 102-1 Series Engine S/N 2620001 thru 26328958
102-2 Series Engine S/N 26271945 thru 26329022

FAILURE CODE: A2G1Z9

DESCRIPTION:

1. Introduction:

The engine front cover has been unified with the current mass production parts made by Cummins (by cancelling the sheet gasket). Because of this unification, the interchangeability between the new parts and the current parts of the front cover and other (surrounding) parts will be lost and the details are introduced in this **Parts & Service News**.

2. List of Parts:

Part No.	Part Name	Qty.	Remarks
6736-21-3310 (6735-21-3310)	Cover (Cover)	1 (1)	Cover, Front
6738-71-5590 (6736-71-5530)	Bracket (Bracket)	1 (1)	Apply to selected application
01643-30823 (01640-20816)	Washer (Washer)	1 (1)	Apply to application using stop solenoid
6736-21-3450	Gasket	1	Cancellation of front cover sheet gasket

1. Outline of the modification

The engine front cover has been unified with the current mass production parts made by Cummins.

Because of this unification, the following parts have been redesigned and the interchangeability between the new and current parts will be lost. The details of them will be seen below.

- (1) Modification of the front cover (<1>) --- (Rigidity against the liquid gasket has been increased.)
- (2) Cancellation of the front cover gasket (<2>) (Liquid gasket <- Sheet gasket)
- (3) Modification of other related parts (<3> and <4>). --- Refer to the next page and after.

2. Table of the modified parts (The Item No. given below corresponds to the Item No. indicted in the drawing.)

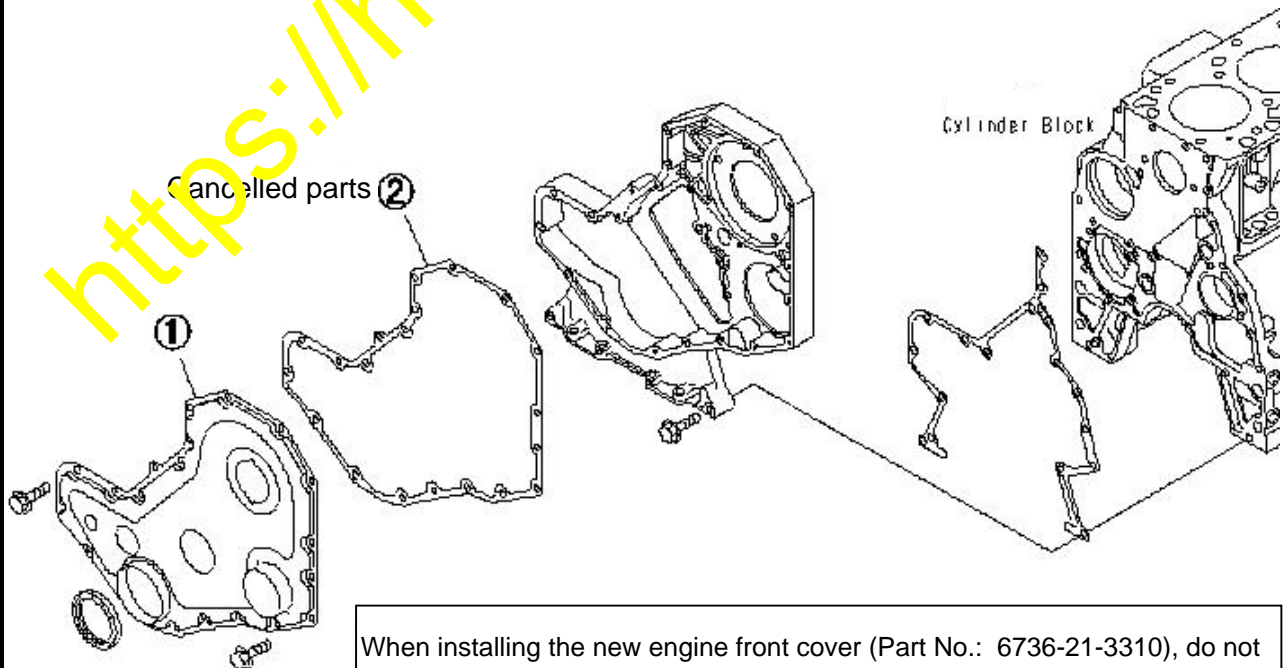
(After the modification)				(Before the modification)			
No.	New Part No.	Part name	Q'ty	No.	Current Part No.	Part name	Q'ty
<1>	6736-21-3310	COVER	1	<1>	6735-21-3310	COVER	1
<2>	Cancelled.			<2>	6736-21-3450	GASKET	1
<3>	6738-71-5590	BRACKET	1	<3>	6736-71-5530	BRACKET	1
<4>	01643-30823	WASHER	1	<4>	01640-20816	WASHER	1

(New part) ← ~~↔~~ (Current part)

However, the parts <3> and <4> may be applicable or inapplicable depending on the machine models on which the model of engine is mounted.

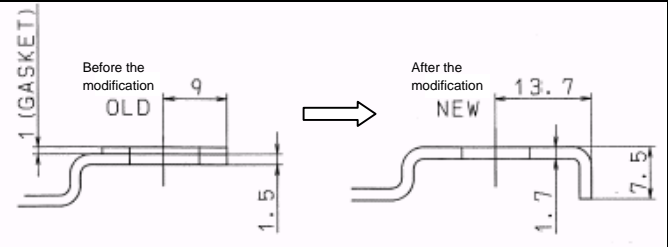
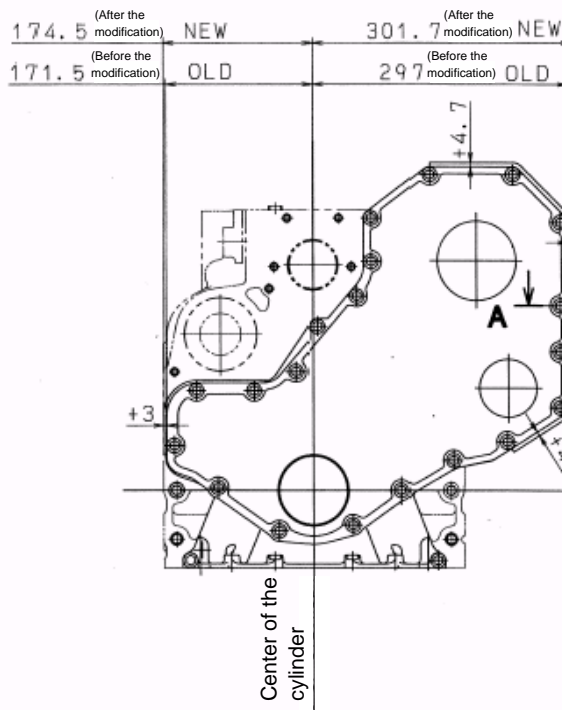
3. Details of the modification

- (1) Modification of the front cover (<1>) and cancellation of the sheet gasket (<2>)



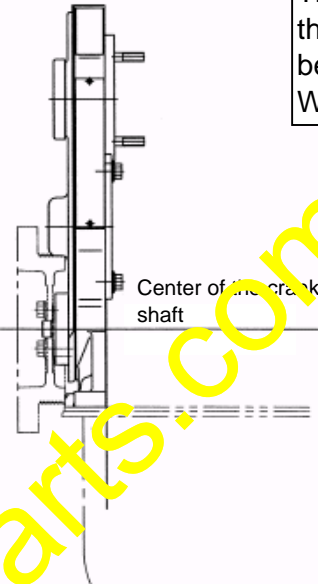
When installing the new engine front cover (Part No.: 6736-21-3310), do not use the current sheet gasket but apply liquid gasket (Three Bond TB1207C or the equivalent) to the mounting surface before installing it.

Redesigned shape of the cover



A-A (2:1)

The plate thickness has been changed. With folded end

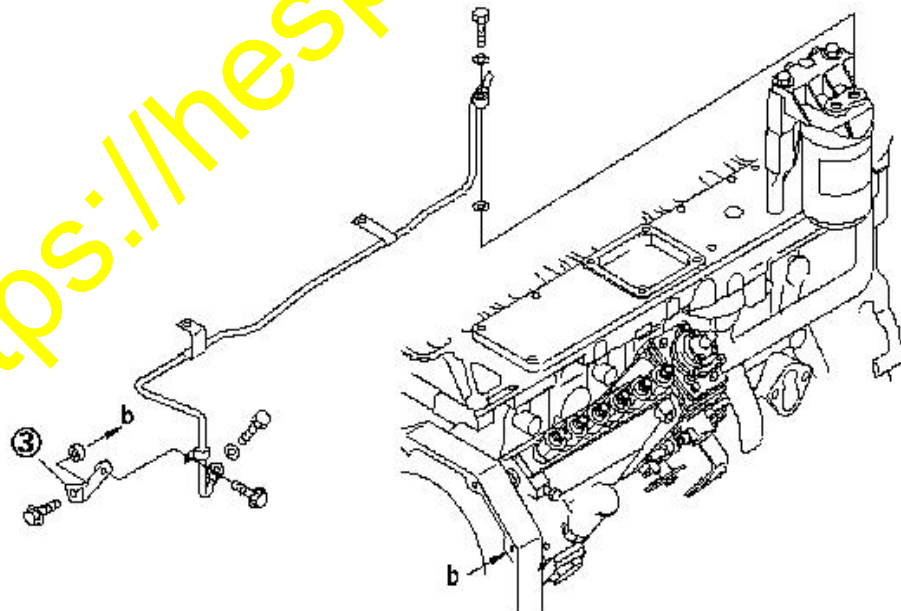


(2) Modification of the low pressure fuel piping clamp mounting bracket (<3>)

Typical machine models applicable to this modification:

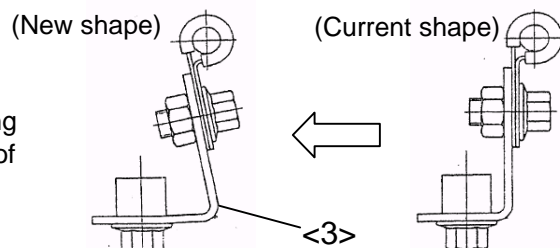
PC120-6, PC160-7, PC228US-3, PC200-7, PC220-7, PC270-7 and others

Consult the Parts Book for the machine models applicable to this modification.



Modification of the bracket shape

The shape of the bracket has been changed to prevent it from interfering with the folded section at the edge of the cover.



- (3) Modification of the thickness of the washer (<4>) used for the mounting section of the engine stop solenoid valve mounting bracket

Thickness $t = 2.3 \text{ mm} \leftarrow 1.6 \text{ mm}$

(The plate thickness of the cover has been changed and it becomes necessary to adjust the mounting height of the bracket by cancellation of the gasket)

Typical machine models applicable to this modification:

Machine models equipped with the engine stop solenoid valve

PC128US-2, D31-21, D37-21, D39-21, WA100-5, WA200-5, WA250-5, WA320-5, GD305A-3, GD405A-3 and others

Consult the Parts Book for the machine models applicable to this modification.

