

INSTALLATION MANUAL

REF NO. BA03011

DATE Apr. 9, 2003

Page 1 of 3

- SUBJECT:** INTRODUCTION OF SERVICE KIT OF HARNESS AND REVOLUTION SENSOR
- PURPOSE:** To introduce the details of the spare parts kit of the engine harness and revolution sensor.
- APPLICATION:** SA(A)6D170E-3 Engine, All Serial Numbers
D375A-5 Crawler Dozer, S/N 18001 and up
HD605-7 Truck, S/N 7005 and up
HD465-7 Truck, S/N 7016 and up
PC1250LC-7 Hydraulic Excavator, S/N 2001 and up
WA600-3LK Wheel Loader, S/N A53001 and up

FAILURE CODE: DLE2Z9

DESCRIPTION:

1. Introduction

Pursuant to the modification of the connector shape for the revolution sensor and the engine harness, the spare parts kit for the engines using the previous type revolution sensor and engine harness has been developed and this **PARTS & SERVICE NEWS** will introduce the details of the spare parts kit.

2. List of parts

Part No.	Part Name	Qty.	Remarks
6560-01-1210	Kit, Rev, sensor	1	
6560-01-1220	Kit, Wiring harness	1	
6560-01-1230	Kit, Wiring harness	1	

3. Type and structure of the newly arranged spare parts kit

Fig. 1 shows the modified point of the revolution sensor.

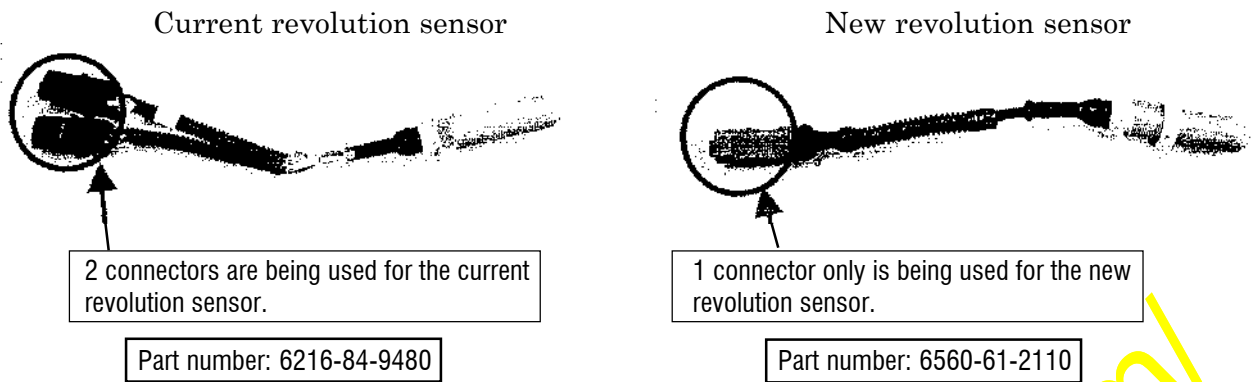


Fig. 1 Modified point of the revolution sensor

Since the connector is not interchangeable between the current revolution sensor and the new revolution sensor, the spare parts kit has been arranged as per Table 1 below.

Also, the new engine harness with the modified connector shape as spare parts kit has been developed for the new revolution sensor.

Table 1 Type and construction of the spare parts kit

No.	Kit name	Part No. of the kit	Structure of the kit
#1	KIT, REV. SENSOR	6560-01-1210	Revolution sensor: 6560-61-2110 Adapter harness: 6216-84-8620
#2	KIT, WIRING HARNESS	6560-01-1220	For construction machinery Engine harness: 6240-81-5312 Revolution sensor: 6560-61-2110
#3	KIT, WIRING HARNESS	6560-01-1230	For power generator engines Engine harness: 6240-81-5211 Revolution sensor: 6560-61-2110

Spare Parts Kit #1 (Revolution sensor kit: 6560-01-1210)

This kit contains a set of the new revolution sensor (6560-61-2110) and the adapter harness (6216-84-8620) (Refer to Fig. 2) to connect the new revolution sensor and the current engine harness. The connectors to the engine harness are interchangeable with the ones of the current revolution sensor.

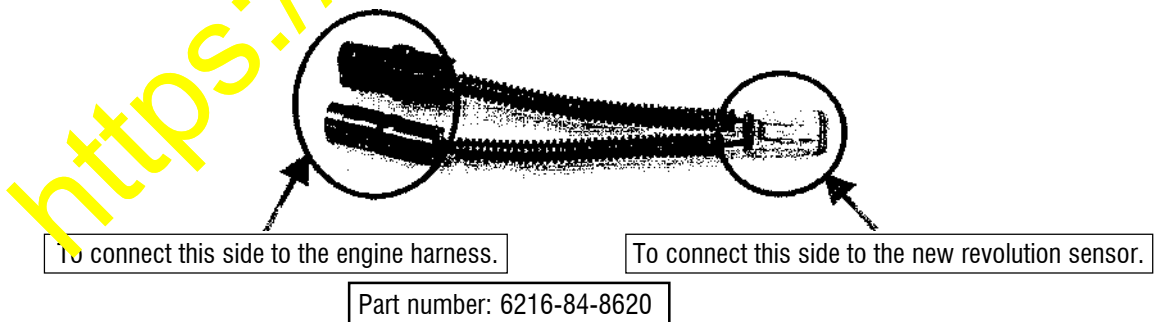


Fig. 2 Adapter harness

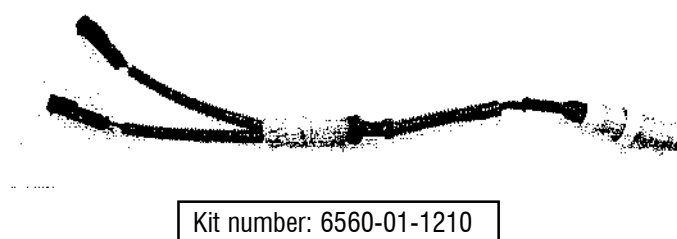


Fig. 3 Spare Parts Kit #1 (Revolution sensor kit)

Spare Parts Kit #2 (Harness kit for construction machinery: 6560-01-1220)

Spare Parts Kit #3 (Harness kit for power generator engines: 6560-01-1230)

When using the new engine harness for the engines with the current revolution sensor, it becomes necessary to change the current revolution sensor to the new revolution sensor.

The Spare Parts Kit #2 is a set of the new engine harness for construction machinery and the new revolution sensor.

The Spare Parts Kit #3 is a set of the new engine harness for power generator engines and the new revolution sensor.

4. Relation between the parts used for the engine and the kit of the spare parts
Table 2 below shows the relation between the parts used for the engine and the kit of the spare parts.

Table 2 Relation between the parts being used for the engine and the kit of the spare parts

		Replacing parts		
		Engine harness	Revolution sensor	
Parts used for the engine	For construction machinery	Current engine harness	Spare Parts Kit #2	
		Current revolution sensor	6560-01-1220	
		Current revolution sensor	Spare Parts Kit #1	
	For power generator engines	Current engine harness	New engine harness	Spare Parts Kit #1
		New revolution sensor with the adapter harness	6240-81-5312	6560-01-1210
		New revolution sensor	New engine harness	New revolution sensor
		6240-81-5312	6560-61-2110	
For power generator engines	Current engine harness	Spare Parts Kit #3	Spare Parts Kit #1	
	Current revolution sensor	6560-01-1230	6560-01-1210	
	Current engine harness	New engine harness	Spare Parts Kit #1	
		6240-81-5211	6560-01-1210	
		New engine harness	New revolution sensor	
		6240-81-5211	6560-61-2110	